

verso cabinets



Welded construction | Excellent value for money |

60kg, 100% extension drawers

Cabinet Features & Benefits

All the details that make bott verso cabinets the best value available.

Page 184

525mm Wide Models

Cabinets and combi units.

Page 186

800mm Wide Models

Cabinets and combi units.

Page 188

1050mm Wide Models

Cabinets and combi units.

Page 190

Dividers & Accessories

Dividers and top accessories to complete your cabinet.

Page 192

cupio
cabinets

cupio
mobile

cupio
dividers

cupio
cupboards

cupio
benches

perfo

cnc

verso
cabinets

verso
mobile



verso
cupboards

verso
benches

facilities

cases &
seating

verso | **Cabinets** Features & Benefits





Robust Housing

Reinforced, welded steel housings designed to withstand the rigours of industrial use. Three widths, three heights, all 550mm deep.

60kg Drawers

Standard fitment drawers are 60kg U.D.L. capacity with roller bearing slides for ease of action even under full load.

Full Height Pans

Drawers are available in 100, 125, and 175mm heights, all with full height drawer pans.

100% Extension

All drawers have 100% extension, roller bearing slides allowing easy access to the entire drawer.

Dividers

Adjustable metal divider kits and removable plastic box kits allow easily adaptable custom layouts. Inlay mats are also available.

Central Locking

For all drawer stacks, master locking options available.

Lectern Top

Writing top with integral pen tray available for all models.

Worktops & Top Trays

Optional 30mm thick multiplex or lino faced worktops available for all bott verso cabinets. To prevent roll off use the top tray with inlaid mat.

cubio
cabinets

cubio
mobile

cubio
dividers

cubio
cupboards

cubio
benches

perfo

cnc

verso
cabinets

verso
mobile

verso
cupboards

verso
benches

facilities

cases &
seating

verso | Cabinets 525mm Wide x 550mm Deep

525mm Wide x 550mm Deep Cabinets



600mm and 700mm high models are also available. Please ask for details.

800mm High

725mm cupboard with 2x shelves

Order Ref.

16926038.11

2x 100mm drawers
500mm cupboard with shelf

Order Ref.

16925016.11

900mm High

825mm cupboard with 2x shelves

Order Ref.

16926047.11

1x 125mm, 1x 175mm drawers
500mm cupboard with shelf

Order Ref.

16925037.11

1000mm High

925mm cupboard with 2 shelves

Order Ref.

16926059.11

1x 100mm, 1x 125mm, 1x 175mm drawers
500mm cupboard with shelf

Order Ref.

16925061.11



bott verso is also available with RAL7035 light grey, RAL3004 red, or RAL7016 anthracite (shown) fronts / doors.

800mm High



2x 100mm, 3x 175mm drawers

Order Ref.
16925012.11



1x 100mm, 5x 125mm drawers

Order Ref.
16925014.11



6x 100mm, 1x 125mm drawers

Order Ref.
16925015.11

900mm High



1x 125mm, 4x 175mm drawers

Order Ref.
16925017.11



4x 100mm, 2x 125mm, 1x 175mm drawers

Order Ref.
16925029.11



7x 100mm, 1x 125mm drawers

Order Ref.
16925033.11

1000mm High



4x 100mm drawers
500mm cupboard with shelf

Order Ref.
16925065.11



2x 100mm, 3x 125mm, 2x 175mm drawers

Order Ref.
16925049.11



8x 100mm, 1x 125mm drawers

Order Ref.
16925057.11

Housing:

RAL 7035 – light grey

Fronts:

RAL 5010 – gentian blue .11

RAL 7035 – light grey .16

RAL 3004 – crimson red .24

RAL 7016 – anthracite grey .19

- cupboards
- mobile
- dividers
- cupboards
- benches
- perfo
- cnc
- versob
- mobile
- cupboards
- benches
- facilities
- cases & seating

verso | **Cabinets** 800mm Wide x 550mm Deep

800mm Wide x 550mm Deep Cabinets



600mm and 700mm high models are also available. Please ask for details.

800mm High

725mm cupboard with 2x shelves

Order Ref.

16926138.11

2x 100mm drawers
500mm cupboard with shelf

Order Ref.

16925116.11

900mm High

825mm cupboard with 2x shelves

Order Ref.

16926147.11

1x 125mm, 1x 175mm drawers
500mm cupboard with shelf

Order Ref.

16925137.11

1000mm High

925mm cupboard with 2x shelves

Order Ref.

16926159.11

1x 100mm, 1x 125mm, 1x 175mm drawers
500mm cupboard with shelf

Order Ref.

16925161.11



bott verso is also available with RAL7035 light grey, RAL3004 red (shown) or RAL7016 anthracite fronts / doors.

800mm High



2x 100mm, 3x 175mm drawers

Order Ref.

16925112.11



1x 100mm, 5x 125mm drawers

Order Ref.

16925114.11



6x 100mm, 1x 125mm drawers

Order Ref.

16925115.11

900mm High



1x 125mm, 4x 175mm drawers

Order Ref.

16925117.11



4x 100mm, 2x 125mm, 1x 175mm drawers

Order Ref.

16925129.11



7x 100mm, 1x 125mm drawers

Order Ref.

16925133.11

1000mm High



4x 100mm drawers
500mm cupboard with shelf

Order Ref.

16925165.11



2x 100mm, 3x 125mm, 2x 175mm drawers

Order Ref.

16925149.11



8x 100mm, 1x 125mm drawers

Order Ref.

16925157.11

Housing:

RAL 7035 – light grey

Fronts:

RAL 5010 – gentian blue

RAL 7035 – light grey

RAL 3004 – crimson red

RAL 7016 – anthracite grey

- cubio cabinets
- cubio mobile
- cubio dividers
- cubio cupboards
- cubio benches
- perfo
- cnc
- verso cabinets
- verso mobile
- verso cupboards
- verso benches
- facilities
- cases & seating

verso | Cabinets 1050mm Wide x 550mm Deep

1050mm Wide x 550mm Deep Cabinets



600mm and 700mm high models are also available. Please ask for details.



800mm High

725mm cupboard with 2x shelves

Order Ref.

16926238.11

2x 100mm drawers
500mm cupboard with shelf

Order Ref.

16925216.11

900mm High

825mm cupboard with 2x shelves

Order Ref.

16926247.11

1x 125mm, 1x 175mm drawers
500mm cupboard with shelf

Order Ref.

16925237.11

1000mm High

925mm cupboard with 2x shelves

Order Ref.

16926259.11

1x 100mm, 1x 125mm, 1x 175mm drawers
500mm cupboard with shelf

Order Ref.

16925261.11



bott verso is also available with RAL7035 light grey (shown), RAL3004 red, or RAL7016 anthracite fronts / doors.

800mm High



2x 100mm, 3x 175mm drawers

Order Ref.

16925212.11



1x 100mm, 5x 125mm drawers

Order Ref.

16925214.11



6x 100mm, 1x 125mm drawers

Order Ref.

16925215.11

900mm High



1x 125mm, 4x 175mm drawers

Order Ref.

16925217.11



4x 100mm, 2x 125mm, 1x 175mm drawers

Order Ref.

16925229.11



7x 100mm, 1x 125mm drawers

Order Ref.

16925233.11

1000mm High



4x 100mm drawers
500mm cupboard with shelf

Order Ref.

16925265.11



2x 100mm, 3x 125mm, 2x 175mm drawers

Order Ref.

16925249.11



8x 100mm, 1x 125mm drawers

Order Ref.

16925257.11

Housing:

RAL 7035 – light grey

Fronts:

.11
.16
.24
.19
 RAL 5010 – gentian blue RAL 7035 – light grey RAL 3004 – crimson red RAL 7016 – anthracite grey

- cubio cabinets
- cubio mobile
- cubio dividers
- cubio cupboards
- cubio benches
- perfo
- cnc
- verso cabinets
- verso mobile
- verso cupboards
- verso benches
- facilities
- cases & seating

525mm Wide Cabinet / Cupboard Dividers



metal dividers - 3 compartment

Drawer	Order Ref.
100 / 125mm	16926800.51
175mm	16926801.51



metal dividers - 6 compartment

Drawer	Order Ref.
100 / 125mm	16926802.51
175mm	16926803.51



metal dividers - 9 compartment

Drawer	Order Ref.
100 / 125mm	16926804.51
175mm	16926805.51

800mm Wide Cabinet / Cupboard Dividers



metal dividers - 5 compartment

Drawer	Order Ref.
100 / 125mm	16926820.51
175mm	16926821.51



metal dividers - 9 compartment

Drawer	Order Ref.
100 / 125mm	16926822.51
175mm	16926823.51



metal dividers - 15 compartment

Drawer	Order Ref.
100 / 125mm	16926824.51
175mm	16926825.51

1050mm Wide Cabinet / Cupboard Dividers




metal dividers - 7 compartment

Drawer	Order Ref.
100 / 125mm	16926840.51
175mm	16926841.51



metal dividers - 13 compartment

Drawer	Order Ref.
100 / 125mm	16926842.51
175mm	16926843.51



metal dividers - 21 compartment

Drawer	Order Ref.
100 / 125mm	16926844.51
175mm	16926845.51

1300mm Wide Cupboard Dividers



metal dividers - 9 compartment

Drawer	Order Ref.
100 / 125mm	16926860.51
175mm	16926861.51



metal dividers - 16 compartment

Drawer	Order Ref.
100 / 125mm	16926862.51
175mm	16926863.51



metal dividers - 27 compartment

Drawer	Order Ref.
100 / 125mm	16926864.51
175mm	16926865.51

Inlay Mats & Divider Box Kits



Plastic boxes - 15 compartment

Plastic boxes - 24 compartment

Plastic boxes - 33 compartment

Plastic boxes - 44 compartment

Drawer	525mm Wide Models	800mm Wide Models	1050mm Wide Models	1300mm Wide Models
	Order Ref.	Order Ref.	Order Ref.	Order Ref.
100 / 125mm	43020789	43020790	43020791	43020822
Inlay Mat	16926900	16926901	16926902	16926903

Top Tray, Multiplex & Lino Worktops



3 sided steel upstands with inlaid matting. A multi purpose top, particularly suitable for mobiles.



30mm thick laminated beech ply. A tough general duty top suitable for most workplace applications. 600mm deep.



30mm thick with grey lino surface. Easy clean with good surface resistance to water, oils, and chemicals. Ideal for assembly and storage areas. 600mm deep.

Cabinet Plan (w x d mm)	Top Tray	30mm Mpx Worktop	30mm Lino Worktop
	Order Ref.	Order Ref.	Order Ref.
525 x 550	16926930.16	41201147.08	41201147.15
800 x 550	16926931.16	41201149.08	41201149.15
1050 x 550	16926932.16	41201150.08	41201150.15


Lectern Top



Writing top unit with integral pen tray and front lip. 130mm high at the rear.

Cabinet Plan (w x d mm)	Order Ref.
525 x 550	16926920.16
800 x 550	16926921.16
1050 x 550	16926922.16

Galvanised Shelves



Galvanised steel shelves for use in cupboard sections. 60kg U.D.L. capacity.

Cabinet Plan (w x d mm)	Order Ref.
525 x 550	16926912.51
800 x 550	16926915.51
1050 x 550	16926918.51

verso mobile



Welded construction | Excellent value for money |

50kg, 100% extension drawers

Mobile Features & Benefits

The details that make bott verso mobiles the best value available.

Page 196

Mobile Cabinets

Mobile cabinets in 800mm and 1050mm widths.

Page 197

Maintenance Trolleys

Combined cabinet and cupboard multi use trolley.

Page 198

cupio
cabinets

cupio
mobile

cupio
dividers

cupio
cupboards

cupio
benches

perfo

cnc

verso
cabinets

verso
mobile

verso
cupboards

verso
benches

facilities

cases &
seating

verso | **Mobile** Features & Benefits



Robust Housing

Reinforced, welded steel housings to withstand the rigours of industrial use.

50kg Drawers

Standard fitment drawers are 50kg U.D.L. capacity with roller bearing slides for ease of action even under full load.

100% Extension

All drawers have 100% extension, roller bearing slides allowing easy access to the entire drawer.



Drawer Blocking

All mobile units are fitted with drawer blocking as standard.

Dividers

Adjustable metal divider kits and removable plastic box kits allow easily adaptable custom layouts. Inlay mats are also available.

Quality Castors

Rubber tired castors and swivel and brake mechanisms feature on all mobile models with 200kg total weight capacity.

Worktops & Top Trays

Optional 30mm thick multiplex or lino faced worktops available for all verso cabinets. To prevent roll off use the top tray with inlaid mat.



verso | Mobile Cabinets

Mobile Cabinets

- Welded steel construction with push - pull handle
- 50 Kg U.D.L. capacity, 100% extension drawers
- Drawer blocking to prevent accidental opening
- 980mm high with 30mm multiplex or lino worktops
- 965mm high with top tray & inlaid mat
- 600mm deep with worktops, 550mm deep with top tray
- 125mm diameter castor set, 2 with brake



bott verso is also available with RAL7035 light grey, RAL3004 red (shown), or RAL7016 anthracite fronts / doors.



Width	Drawers (mm)	Worktop	Order Ref.
800	2x 100, 3x 175	Top Tray	16927002.11
800	2x 100, 3x 175	Multiplex	16927001.11
800	2x 100, 3x 175	Lino	16927000.11
1050	2x 100, 3x 175	Top Tray	16927052.11
1050	2x 100, 3x 175	Multiplex	16927051.11
1050	2x 100, 3x 175	Lino	16927050.11

Width	Drawers (mm)	Worktop	Order Ref.
800	6x 100, 1x 125	Top Tray	16927008.11
800	6x 100, 1x 125	Multiplex	16927007.11
800	6x 100, 1x 125	Lino	16927006.11
1050	6x 100, 1x 125	Top Tray	16927058.11
1050	6x 100, 1x 125	Multiplex	16927057.11
1050	6x 100, 1x 125	Lino	16927056.11



Width	Drawers (mm)	Worktop	Order Ref.
800	3x 100, 2x 125, 1x 175	Top Tray	16927005.11
800	3x 100, 2x 125, 1x 175	Multiplex	16927004.11
800	3x 100, 2x 125, 1x 175	Lino	16927003.11
1050	3x 100, 2x 125, 1x 175	Top Tray	16927055.11
1050	3x 100, 2x 125, 1x 175	Multiplex	16927054.11
1050	3x 100, 2x 125, 1x 175	Lino	16927053.11

Width	Drawers (mm)	Worktop	Order Ref.
800	2x 100, 500 cupboard	Top Tray	16927011.11
800	2x 100, 500 cupboard	Multiplex	16927010.11
800	2x 100, 500 cupboard	Lino	16927009.11
1050	2x 100, 500 cupboard	Top Tray	16927061.11
1050	2x 100, 500 cupboard	Multiplex	16927060.11
1050	2x 100, 500 cupboard	Lino	16927059.11

Housing:

RAL 7035 – light grey

Fronts:

RAL 5010 – gentian blue

RAL 7035 – light grey

RAL 3004 – crimson red

RAL 7016 – anthracite grey

verso | Mobile Maintenance Trolleys

Maintenance Trolleys

- Welded steel construction
- Lockable cupboards have adjustable height, galvanised steel shelf
- Shelf capacity is 60Kg U.D.L
- 50 Kg U.D.L. capacity, 100% extension drawers
- Drawer blocking to prevent accidental opening
- Push - pull handle
- 125mm diameter castor set, 2 with brake
- Maximum combined load capacity 200kg
- 1050mm wide
- 980mm high x 600mm deep with 30mm worktops
- 965mm high x 550mm deep with top tray & inlaid mat



bott verso is also available with RAL7035 light grey, RAL3004 red, or RAL7016 anthracite (shown) fronts / doors.



Top Tray & Mat



Mpx



Lino



Dividers

See page 192

Drawers / Cupboard	Worktop	Order Ref.
2x 725mm cupboards each with 1x shelf	Top Tray	16927142.11
	Mpx	16927141.11
	Lino	16927140.11

Maintenance Trolleys

- cubio cabinets
- cubio mobile
- cubio dividers
- cubio cupboards
- cubio benches
- perfo
- cnc
- verso cabinets
- verso mobile
- verso cupboards
- verso benches
- facilities
- cases & seating



Drawers / Cupboard	Worktop	Order Ref.
2x 100mm, 3x 175mm drawers	Top Tray	16927122.11
	Mpx	16927121.11
1x 725mm cupboard with shelf	Lino	16927120.11



Drawers / Cupboard	Worktop	Order Ref.
3x 100mm, 2x 125mm, 1x 175mm drawers	Top Tray	16927125.11
	Mpx	16927124.11
1x 725mm cupboard with shelf	Lino	16927123.11



Drawers / Cupboard	Worktop	Order Ref.
6x 100mm, 1x 125mm drawers	Top Tray	16927128.11
	Mpx	16927127.11
1x 725mm cupboard with shelf	Lino	16927126.11



Drawers / Cupboard	Worktop	Order Ref.
4x 100mm, 6x 175mm drawers	Top Tray	16927102.11
	Mpx	16927101.11
	Lino	16927100.11

Drawers / Cupboard	Worktop	Order Ref.
Full width cupboard with 1x shelf	Top Tray	16927064.11
	Mpx	16927063.11
	Lino	16927062.11



800mm wide versions are also available, please ask for details.

Housing:

RAL 7035 – light grey

Fronts:

.11
.16
.24
.19
 RAL 5010 – gentian blue RAL 7035 – light grey RAL 3004 – crimson red RAL 7016 – anthracite grey

verso cupboards



Welded construction | 60kg galvanised steel shelves |

60kg roller bearing drawers

Cupboard Features & Benefits All the details that make bott verso cupboards the best value range available.	Page 202
Shelf Cupboards Shelved cupboards with lockable steel doors.	Page 204
Window Door Cupboards Shelf cupboards with instant visual reference.	Page 206
Sliding Door Cupboards Space saving models with the security of steel doors.	Page 207
Bin Cupboards High capacity with custom bin kits.	Page 208
Compartment Cupboards With steel 'U' shape dividers, ideal for document storage.	Page 210
Mini Workshops Self contained units with worktops, panels, shelves and drawers.	Page 211
Kitted Cupboards High specification cupboards with shelves and drawers.	Page 212
Cupboard Accessories & Components Individual items for custom configurations.	Page 214
Roller Shutter Door For narrow aisles or high capacity areas with full width entry.	Page 216
Wall Cupboards Lockable cupboards for wall fitment.	Page 217

cupio
cabinets

cupio
mobile

cupio
dividers

cupio
cupboards

cupio
benches

perfo

cnc

verso
cabinets

verso
mobile

verso
cupboards

verso
benches

facilities

cases &
seating

verso | **Cupboards** Features & Benefits





Robust Housing

Reinforced, welded steel housings designed to withstand the rigours of industrial use.

Multiple Door Styles

Choose from reinforced hinged, up / over roller shutter, ventilated, sliding, or window doors.

Galvanised Steel Shelves

Durable scuff resistant shelves with 60kg U.D.L. capacity. Adjustable on a 25mm pitch.

Internal Fittings

Internal options include Perfo liner panels, hook on bins, shelf dividers and multiplex worktops.

60kg Drawers

100, 125 or 175mm high roller bearing, drawers with 60kg U.D.L. capacity, 100% extension and full height drawer pans.

Dividers

Adjustable metal divider kits and removable plastic box kits allow easily adaptable custom layouts. Inlay mats are also available.

Wall Cupboards

With a compact depth of 350mm these lockable units provide extra secure wall storage.

Worktops & Top Trays

Optional 30mm thick multiplex or lino faced worktops available for all bott verso cabinets. To prevent roll off use the top tray with inlaid mat.

cubio
cabinets

cubio
mobile

cubio
dividers

cubio
cupboards

cubio
benches

perfo

cnc

verso
cabinets

verso
mobile

verso
cupboards

verso
benches

facilities

cases &
seating

verso | Cupboards Shelf Cupboards

Shelf Cupboards

- Tough, welded steel construction
- Three point locking doors
- Galvanised shelves with 60kg U.D.L. capacity
- Choice of reinforced steel door in standard or ventilated style
- Ventilated doors aid drying and allow a quick visual stock check



bott verso is also available with RAL7035 light grey, RAL3004 red (shown), or RAL7016 anthracite fronts / doors.



525mm Wide x 350mm Deep

Height	Shelves	Plain Doors	Ventilated Doors
		Order Ref.	Order Ref.
800	2	16926008.11	16926710.11
900	2	16926011.11	16926711.11
1000	2	16926014.11	16926712.11
2000	4	16926019.11	16926713.11
Extra shelf for 525mm W x 350mm D			16926910.51

525mm Wide x 550mm Deep

Height	Shelves	Plain Doors	Ventilated Doors
		Order Ref.	Order Ref.
800	2	16926038.11	16926720.11
900	2	16926047.11	16926721.11
1000	2	16926059.11	16926722.11
2000	4	16926067.11	16926723.11
Extra shelf for 525mm W x 550mm D			16926912.51



800mm Wide x 350mm Deep

Height	Shelves	Plain Doors	Ventilated Doors
		Order Ref.	Order Ref.
800	2	16926108.11	16926730.11
900	2	16926111.11	16926731.11
1000	2	16926114.11	16926732.11
2000	4	16926119.11	16926733.11
Extra shelf for 800mm W x 350mm D			16926913.51

800mm Wide x 550mm Deep

Height	Shelves	Plain Doors	Ventilated Doors
		Order Ref.	Order Ref.
800	2	16926138.11	16926740.11
900	2	16926147.11	16926741.11
1000	2	16926159.11	16926742.11
2000	4	16926167.11	16926743.11
Extra shelf for 800mm W x 550mm D			16926915.51



1050mm Wide x 350mm Deep

Height	Shelves	Plain Doors	Ventilated Doors
		Order Ref.	Order Ref.
800	2	16926208.11	16926750.11
900	2	16926211.11	16926751.11
1000	2	16926214.11	16926752.11
2000	4	16926219.11	16926753.11
Extra shelf for 1050mm W x 350mm D			16926916.51

1050mm Wide x 550mm Deep

Height	Shelves	Plain Doors	Ventilated Doors
		Order Ref.	Order Ref.
800	2	16926238.11	16926760.11
900	2	16926247.11	16926761.11
1000	2	16926259.11	16926762.11
2000	4	16926267.11	16926770.11
Extra shelf for 1050mm W x 550mm D			16926918.51

1300mm Wide x 550mm Deep

Height	Shelves	Plain Doors	Ventilated Doors
		Order Ref.	Order Ref.
800	2	16926621.11	16926780.11
900	2	16926631.11	16926781.11
1000	2	16926601.11	16926782.11
2000	4	16926653.11	16926783.11
Extra shelf for 1300mm W x 550mm D			16926927.51

Housing:

RAL 7035 – light grey

Fronts:

.11
.16
.24
.19
 RAL 5010 – gentian blue RAL 7035 – light grey RAL 3004 – crimson red RAL 7016 – anthracite grey

verso | Cupboards Window Door

Window Door Cupboards

- Robust, welded steel housing
- Galvanised steel shelves with 60Kg U.D.L. capacity
- 3 point locking doors with perspex windows
- Easy visual stock / tool check promotes good working practices



525mm Wide x 350mm Deep

Height (mm)	Shelves	Order Ref.
800	2	16926070.11
900	2	16926071.11
1000	2	16926072.11
2000	4	16926073.11
extra shelf 525 x 350		16926910.51

525mm Wide x 550mm Deep

Height (mm)	Shelves	Order Ref.
800	2	16926074.11
900	2	16926075.11
1000	2	16926076.11
2000	4	16926077.11
extra shelf 525 x 550		16926912.51

1050mm Wide x 350mm Deep

Height (mm)	Shelves	Order Ref.
800	2	16926270.11
900	2	16926271.11
1000	2	16926272.11
2000	4	16926273.11
extra shelf 1050 x 350		16926916.51

1050mm Wide x 550mm Deep

Height (mm)	Shelves	Order Ref.
800	2	16926274.11
900	2	16926275.11
1000	2	16926276.11
2000	4	16926277.11
extra shelf 1050 x 550		16926918.51

1300mm Wide x 550mm Deep

Height (mm)	Shelves	Order Ref.
800	2	16926660.11
900	2	16926661.11
1000	2	16926662.11
2000	4	16926663.11
extra shelf 1300 x 550		16926927.51

verso | Cupboards Sliding Door

Sliding Door Cupboards

- Robust, welded steel housing
- Galvanised steel shelves with 60Kg U.D.L. capacity
- Lockable, space saving, steel sliding doors
- Ideal for narrow aisles or restricted floor areas



1050mm Wide x 550mm Deep

Height	Shelves	Order Ref.
1000	2	16926280.11
2000	4	16926281.11
extra shelf 1050 x 550 (sliding door cupboards only)		16926928.51



1300mm Wide x 550mm Deep

Height	Shelves	Order Ref.
1000	2	16926670.11
2000	4	16926671.11
extra shelf 1300 x 550 (sliding door cupboards only)		16926929.51

Housing:

RAL 7035 – light grey

Fronts:

.11
.16
.24
.19
 RAL 5010 – gentian blue RAL 7035 – light grey RAL 3004 – crimson red RAL 7016 – anthracite grey

- cupio cabinets
- cupio mobile
- cupio dividers
- cupio cupboards
- cupio benches
- perfo
- cnc
- verso cabinets
- verso mobile
- verso cupboards
- verso benches
- facilities
- cases & seating

verso | Cupboards Bin Cupboards

Bin Cupboards

- Three point locking, reinforced doors
- Galvanised shelves with 60kg U.D.L capacity
- Complete with bins in the colours shown

- Bin Sizes - (W x D x H mm)
- No.3 - 145 x 240 x 125, No.5 - 303 x 485 x 190

bott verso is also available with RAL7035 light grey, RAL3004 red, or RAL7016 anthracite fronts / doors. Please ask for details.

800mm W x 350mm D x 1000mm H



Bins	Shelves	Order Ref.
20 x No. 3	4	16926400.11

1050mm W x 350mm D x 1000mm H



Bins	Shelves	Order Ref.
30 x No. 3	4	16926500.11

800mm W x 350mm D x 2000mm H



Bins	Shelves	Order Ref.
44 x No. 3	10	16926401.11

1050mm W x 350mm D x 2000mm H



Bins	Shelves	Order Ref.
66 x No. 3	10	16926501.11

verso | Cupboards Compartment Cupboards

Compartment Cupboards

- Lockable steel cupboards complete with compartment dividers
- Ideal for mailrooms, stores and document storage
- Compartments are 235mm wide x 310mm deep x 100mm high
- Three point locking, reinforced doors
- 60kg U.D.L capacity per shelf



A



B



C



D

Model	Height (mm)	Width (mm)	Depth (mm)	Compartments	Order Ref.
A	1000	800	350	21	16926402.11
B	1000	1050	350	28	16926502.11
C	2000	800	350	45	16926403.11
D	2000	1050	350	60	16926503.11

verso | Cupboards Mini Workshops

Mini Workshops

- Ideal as a standalone maintenance, quality or tool setting station remote from the main area
- Welded steel construction with reinforced doors
- Galvanised shelves with 60kg U.D.L. capacity
- Multiplex wooden worktop
- Roller bearing drawers with 60kg U.D.L. capacity
- Internal panels in perfo and louvre styles
- Optional hook, bin and divider kits
- All models 1050mm Wide x 550mm deep x 2000mm high

Tools and accessories shown are not included.

bott verso is also available with RAL7035 light grey (shown), RAL3004 red, or RAL7016 anthracite fronts / doors.

Model Shown with optional hook and bin kits.



A



B



C

Model	Shelves	Drawers	Panels	Worktop	Order Ref.
A	-	4x 125mm, 2x 175mm	1x perfo, 1x louvre	1	16926573.11
	1	1x 100mm, 1x 125mm, 1x 175mm	1x perfo, 1x louvre	1	16926572.11
B	1	2x 125mm	1x perfo, 1x louvre	1	16926571.11
C	2	1x 175mm	1x perfo, 1x louvre	1	16926570.11

Housing:

RAL 7035 – light grey

Fronts:

RAL 5010 – gentian blue .11

RAL 7035 – light grey .16

RAL 3004 – crimson red .24

RAL 7016 – anthracite grey .19

cupboards

mobile

dividers

cupboards

benches

perfo

cnc

cupboards

mobile

cupboards

benches

facilities

cases & seating

verso | Cupboards Kitted Cupboards

Kitted Cupboards

- Combined drawer and shelf storage
- Welded steel construction with reinforced doors
- Galvanised shelves with 60kg U.D.L. capacity
- Roller bearing drawers with 60kg U.D.L. capacity
- Divider kits available see page 192
- All models 550mm deep



A



B



C

Model	Height (mm)	Width (mm)	Shelves	Drawers	Order Ref.
	1000	800	2	1x 125mm	16926452.11
A	1000	800	1	1x 100mm, 1x 125mm	16926453.11
	1000	800	1	1x 100mm, 1x 125mm, 1x 175mm	16926454.11
B	1000	1050	2	1x 125mm	16926552.11
	1000	1050	1	1x 100mm, 1x 125mm	16926553.11
C	1000	1050	1	1x 100mm, 1x 125mm, 1x 175mm	16926554.11
	1000	1300	2	1x 125mm	16926604.11
	1000	1300	1	1x 100mm, 1x 125mm	16926605.11
	1000	1300	1	1x 100mm, 1x 125mm, 1x 175mm	16926607.11



D



E



F

Model	Height (mm)	Width (mm)	Shelves	Drawers	Order Ref.
	2000	800	4	2x 125mm	16926455.11
D	2000	800	4	1x100m, 1x 125mm, 1x 175mm	16926456.11
E	2000	800	3	1x100mm, 2x 125mm, 1x 175mm	16926457.11
F	2000	800	3	2x100Mm, 4x 125mm, 2x 175mm	16926458.11

Kitted Cupboards



G



H



I



J

Model	Height	Width	Shelves	Drawers	Order Ref.
G	2000	1050	4	2x 125mm	16926574.11
H	2000	1050	4	1x 100mm, 1x 125mm, 1x 175mm	16926575.11
I	2000	1050	3	1x 100mm, 2x 125mm, 1x 175mm	16926576.11
J	2000	1050	3	2x 100mm, 4x 125mm, 2x 175mm	16926577.11
K	2000	1300	4	2x 125mm	16926654.11
L	2000	1300	4	1x 100mm, 1x 125mm, 1x 175mm	16926655.11
M	2000	1300	3	1x 100mm, 2x 125mm, 1x 175mm	16926656.11
N	2000	1300	3	2x 100mm, 4x 125mm, 2x 175mm	16926657.11

Housing:

RAL 7035 – light grey

Fronts:

.11
.16
.24
.19
 RAL 5010 – gentian blue RAL 7035 – light grey RAL 3004 – crimson red RAL 7016 – anthracite grey

- cupio cabinets
- cupio mobile
- cupio dividers
- cupio cupboards
- cupio benches
- perfo
- cnc
- verso cabinets
- verso mobile
- verso cupboards
- verso benches
- facilities
- cases & seating

verso | Cupboards Accessories

Backpanels


Steel internal panels for the rear of the 2000mm high x 550mm deep cupboards.

Available in perfo (for tools) and louvre (for bins). Each panel is 457mm high. Up to four panels may be fitted in each cupboard.

(N.B. Panels can not be used behind shelves or drawers)

Bin Dimensions W x D x H (mm) (colours as shown)
 No.1 - 103 x 90 x 55 - No.1B - 103 x 120 x 62 - No.2 - 103 x 165 x 83

Tools not included, Bin kits are designed for 1050mm wide models. Please see the perfo section, pages 136 - 153 for the full panel accessory range.



Cupboard Width	Item	Order Ref.
800	perfo backpanel	16926938.16
1050	perfo backpanel	16926940.16
1300	perfo backpanel	16926942.16
11 piece hook kit		14030064
15 piece hook kit (shown above)		14031411

Cupboard Width	Item	Order Ref.
800	louvre backpanel	16926939.16
1050	louvre backpanel	16926941.16
1300	louvre backpanel	16926943.16
32 bin kit (32x No.2)		13031070
40 bin kit (8x No.1, 16x No.1B, 16x No.2)		13021008

Galvanised Shelves



Durable, scuff resistant shelves with 60kg U.D.L. capacity. Adjustable on a 25mm pitch.

Cabinet	Order Ref.
525 x 350	16926910.51
525 x 550	16926912.51
800 x 350	16926913.51
800 x 550	16926915.51
1050 x 350	16926916.51
1050 x 550	16926918.51
1300 x 550	16926927.51

Mpx Internal Worktop



25mm thick multiplex worktop or shelf. 60kg U.D.L capacity. Adjustable on a 25mm pitch.

Cabinet	Order Ref.
1050 x 550	16926919

Half Width Galvanised Shelf

Cabinet	Order Ref.
1050 x 550 with central partition	16926912.51

Hanging Rail



Three position hanging rail kit for use in 550mm deep cupboards. Adjustable vertically on a 25mm pitch.

(N.B. shelf not included)
 * The 525 wide rail is also suitable for a 1050mm Wide cupboard with a central partition.

Cabinet	Order Ref.
525 x 550*	16926950.51
800 x 550	16926951.51
1050 x 550	16926952.51

Lectern Top **Top Tray**



Writing top unit with integral pen tray and front lip. 130mm high at the rear.

Cabinet Plan (w x d mm)	Order Ref.
525 x 550	16926920.16
800 x 550	16926921.16
1050 x 550	16926922.16
1300 x 550	16926923.16



3 sided steel upstands with inlaid matting. A multi purpose top, particularly suitable for mobiles.

Cabinet Plan (w x d mm)	Order Ref.
525 x 550	16926930.16
800 x 550	16926931.16
1050 x 550	16926932.16
1300 x 550	16926933.16

Lino Worktop



30mm thick with grey lino surface. Easy clean with good surface resistance to water, oils, and chemicals. Ideal for assembly and storage areas. 600mm deep.

Cabinet Plan (w x d mm)	Order Ref.
525 x 550	41201147.15
800 x 550	41201149.15
1050 x 550	41201150.15
1300 x 550	41201159.15

Mpx Worktop




30mm thick laminated beech ply. A tough general duty top suitable for most workplace applications. 600mm deep.

Cabinet Plan (w x d mm)	Order Ref.
525 x 550	41201147.08
800 x 550	41201149.08
1050 x 550	41201150.08
1300 x 550	41201159.08

Internal Drawers (550mm deep cupboards only)

100, 125 or 175mm high roller bearing drawers with 60kg U.D.L. capacity and full height drawer pans. For use in cupboards only.

Divider kits are available for all internal drawers, choose from inlay mats, plastic box kits or adjustable metal dividers. Please see page 192 for full details.



Drawer Height	525mm Wide Cupboards	800mm Wide Cupboards	1050mm Wide Cupboards	1300mm Wide Cupboards
	Order Ref.	Order Ref.	Order Ref.	Order Ref.
100mm	16926960.11	16926963.11	16926966.11	16926977.11
125mm	16926961.11	16926964.11	16926967.11	16926978.11
175mm	16926962.11	16926965.11	16926968.11	16926979.11

Housing:

RAL 7035 – light grey

Fronts:

.11
.16
.24
.19
 RAL 5010 – gentian blue RAL 7035 – light grey RAL 3004 – crimson red RAL 7016 – anthracite grey

verso | Cupboards Roller Shutter Cupboards

Roller Shutter Door

- Tough, welded steel housing
- Space saving roller shutter door ideal for narrow aisles and gangways
- Galvanised steel shelves adjustable on 25mm vertical pitch
- Durable, rigid pastic door in light grey only
- 60 kg U.D.L. capacity per shelf

Accessories shown are not included. Roller shutter doors are supplied in light grey plastic only.



Height (mm)	Width (mm)	Depth (mm)	Shelves	Order Ref.
2000	1050	550	3	16926700.16
Extra shelf				16926925.51



Roller Shutter Wall Cupboards

- Tough, welded steel housing
- Space saving roller shutter door ideal for narrow aisles
- Perfo backpanel
- Durable, rigid pastic door in light grey only

Roller shutter doors are supplied in light grey plastic only.

Height (mm)	Width (mm)	Depth (mm)	Order Ref.
800	800	300	16926705.16
1000	800	300	16926706.16
800	1050	300	16926707.16
1000	1050	300	16926708.16



verso | Cupboards Wall Cupboards

Wall Cupboards 525mm Wide

- Three point locking doors (double doors on 800 / 1050mm Wide models, single door on 525mm wide versions)
- Galvanised steel shelves, adjustable on 25mm pitch with 60kg U.D.L. capacity per shelf
- All models 350mm deep

700mm and 1000mm high models are also available, please ask for details.



Height	Shelves	Order Ref.
600	1	16926002.11
800	2	16926008.11
900	2	16926011.11

800mm Wide

Height	Shelves	Order Ref.
600	1	16926102.11
800	2	16926108.11
900	2	16926111.11

1050mm Wide

Height	Shelves	Order Ref.
600	1	16926202.11
800	2	16926208.11
900	2	16926211.11

Economy Wall Cupboards

- Three point locking, reinforced doors
- Roller bearing drawers with 10kg U.D.L. capacity
- Galvanised shelves adjustable on 100mm pitch
- 35kg U.D.L. capacity per shelf
- 525mm or 800mm wide
- 600mm high x 350mm deep



Width	Drawers	Shelves	Order Ref
525	/	1	16929001.11
525	/	2	16929002.11
525	1	2	16929003.11
800	/	1	16929101.11
800	/	2	16929102.11
800	1	2	16929103.11



bott verso is also available with RAL7035 light grey, RAL3004 red, or RAL7016 anthracite (shown) fronts / doors.

Housing:

RAL 7035 – light grey

Fronts:

RAL 5010 – gentian blue .11

RAL 7035 – light grey .16

RAL 3004 – crimson red .24

RAL 7016 – anthracite grey .19

cupio
cabinets

cupio
mobile

cupio
dividers

cupio
cupboards

cupio
benches

perfo

cnc

verso
cabinets

verso
mobile

verso
cupboards

verso
benches

facilities

cases &
seating

verso benches



Robust construction | Up to 600kg U.D.L total capacity |

30mm Worktops

Workbench Features & Benefits Page 220
All the details that make bott verso benches the best value available.

Framework Benches Page 222
Built with a robust braced frame and available with a choice of storage options.

Workstands Page 224
Robust frameworks in compact sizes ideal for beside machine use.

Cantilever Benches Page 225
Ideal for assembly and office environments with a choice of storage options.

Suspended Cabinets Page 226
bott verso cabinets suitable for use with frame and cantilever benches.

Bench Accessories Page 227
Rear frame system to complete your framework bench.

Storage Benches Page 228
Incorporating the storage units into the bench frame provides an attractively priced unit with a wealth of storage options.

Pedestal Benches Page 232
Use a freestanding bott verso cabinet and pedestal leg to provide a high capacity bench.

Welded Benches Page 233
Assembled ready to use with tubular endframes, base shelves and storage options.

cupboards
cubio

mobile
cubio

dividers
cubio

cupboards
cubio

benches
cubio

perfo

cnc

cabinets
verso

mobile
verso

cupboards
verso

benches
verso

facilities

seating
cases &

verso | **Benches** Features & Benefits





Robust Construction

Featuring Up to 300kg U.D.L total capacity and robust, construction throughout bott verso benches are truly 'Built To Last' Choose from framework, cantilever, pedestal, storage or welded styles.

20/30mm Worktop

30mm worktops are used on the majority of items (20mm on welded and cantilever). Choose from Multiplex (layered hardwood), industrial lino or ESD laminate worksurface (with wood particle board core.) MFC laminate is also available on cantilever benches.

High Capacity Drawers

The bott verso benches utilise the bott verso cabinets so the same build quality, high capacity and divider options apply.

Mobile, Static, Adjustable

The bott verso range incorporates both fixed height and adjustable height variants. The workstand, framework and welded style benches are available in a mobile format too.

Perfo Storage Panels

Perfo and louvre storage panels are available for mounting to the rear of the worktop as a back panel. Ideal for giving immediate access to tools and components.

Overhead & Service Ducts


Rear and overhead frame systems for the framework bench models include panels, shelves and lights.

- cubio cabinets
- cubio mobile
- cubio dividers
- cubio cupboards
- cubio benches
- perfo
- cnc
- verso cabinets
- verso mobile
- verso cupboards
- verso benches
- facilities
- cases & seating

verso | Benches Framework Benches

Framework Benches

- Robust steel section framework
- 30mm worktops
- Mobile model has 125mm diameter castors
- Optional storage units available - see page 226
- Static models are compatible with the rear frame system
- Comprehensive self assembly instructions included




Models available complete with cabinets
see bottltd.co.uk/Verso-Pre-Kitted
for full details and pricing

Basic Bench, 780 - 930mm Adjustable height



Length	Depth	Worktop	Order Ref.
1500	600	Mpx	16921504.16
2000	600	Mpx	16921506.16
1500	600	Lino	16921505.16
2000	600	Lino	16921507.16
1500	600	ESD	16921520.16
2000	600	ESD	16921521.16
1500	800	Mpx	16921512.16
2000	800	Mpx	16921514.16
1500	800	Lino	16921513.16
2000	800	Lino	16921515.16
1500	800	ESD	16921522.16
2000	800	ESD	16921523.16

Bench with Full Depth Shelf, 780 - 930mm Adjustable height



Half depth models are also available, please ask for details.

Length	Depth	Worktop	Order Ref.
1500	600	Mpx	16922002.16
2000	600	Mpx	16922006.16
1500	600	Lino	16922003.16
2000	600	Lino	16922007.16
1500	600	ESD	16922009.16
2000	600	ESD	16922011.16
1500	800	Mpx	16922022.16
2000	800	Mpx	16922026.16
1500	800	Lino	16922023.16
2000	800	Lino	16922027.16
1500	800	ESD	16922029.16
2000	800	ESD	16922031.16

Mobile Bench, 930mm High



The base shelf may be used as a tray as shown or inverted to give a flat shelf.

Length	Depth	Worktop	Order Ref.
1000	600	Mpx	16922102.16
1500	600	Mpx	16922104.16
1000	600	Lino	16922103.16
1500	600	Lino	16922105.16
1000	800	Mpx	16922110.16
1500	800	Mpx	16922112.16
1000	800	Lino	16922111.16
1500	800	Lino	16922113.16

Packing Bench



- Framebench with lower roll holder
- 20mm laminate worktop
- All models 1500mm wide
- 780-930mm adjustable height
- Optional bench top cutter unit
- Optional overhead kit includes frame, light, upper roll holder and full width shelf

Bench with lower roll holder	Bench Top Cutter	Overhead Kit	Depth	Order Ref.
Y	/	/	600	16922900.16
Y	Y	/	600	16922901.16
Y	Y	Y	600	16922902.16
Y	/	/	800	16922910.16
Y	Y	/	800	16922911.16
Y	Y	Y	800	16922912.16

Housing:

RAL 7035 – light grey

Fronts:

RAL 5010 – gentian blue

RAL 7035 – light grey

RAL 3004 – crimson red

RAL 7016 – anthracite grey

verso | Benches Workstands

Workstands

- Robust steel framework with 30mm worktops
- Up to 200kg U.D.L. capacity
- Mobile models have 100mm diameter castors
- Mobile models are 930mm high
- Adjustable height models are 780 - 930mm high
- Optional suspended storage units, see page 226 for more details
- Divider kits available, see page 192
- Comprehensive self assembly instructions included



Basic Workstands 700mm Wide x 600mm Deep

Top	Type	Order Ref.
Mpx	Adjustable	16921500.16
Lino	Adjustable	16921501.16
Mpx	Mobile	16922100.16
Lino	Mobile	16922101.16



Storage Workstands 700mm Wide x 600mm Deep



Top	Type	Order Ref.
Mpx	Adj.	16921600.11
Lino	Adj.	16921601.11
Mpx	Mobile	16922200.11
Lino	Mobile	16922201.11


Top	Type	Order Ref.
Mpx	Adj.	16921602.11
Lino	Adj.	16921603.11

Top	Type	Order Ref.
Mpx	Adj.	16921614.11
Lino	Adj.	16921615.11
Mpx	Mobile	16922202.11
Lino	Mobile	16922203.11

verso | Benches Cantilever Benches

Cantilever Benches

- For assembly and office areas
- 20mm worktops
- Robust steel framework with clear front access
- Add on cabinets as required
- Comprehensive self assembly instructions included



bott verso is also available with RAL7035 light grey (shown), RAL3004 red, or RAL7016 anthracite fronts / doors.


780mm High Benches



1500mm x 600mm x 780mm model shown with Mpx worktop

Length	Depth	Worktop	Order Ref.
1500	600	Mpx	16922304.16
1500	800	Mpx	16922324.16
2000	600	Mpx	16922308.16
2000	800	Mpx	16922328.16
1500	600	Mfc	16922305.16
1500	800	Mfc	16922325.16
2000	600	Mfc	16922309.16
2000	800	Mfc	16922329.16

930mm High Benches



1500mm x 600mm x 930mm model shown with Mfc worktop

Length	Depth	Worktop	Order Ref.
1500	600	Mpx	16922306.16
1500	800	Mpx	16922326.16
2000	600	Mpx	16922310.16
2000	800	Mpx	16922330.16
1500	600	Mfc	16922307.16
1500	800	Mfc	16922327.16
2000	600	Mfc	16922311.16
2000	800	Mfc	16922331.16

Housing:

RAL 7035 – light grey

Fronts:

RAL 5010 – gentian blue .11

RAL 7035 – light grey .16

RAL 3004 – crimson red .24

RAL 7016 – anthracite grey .19

- cubio cabinets
- cubio mobile
- cubio dividers
- cubio cupboards
- cubio benches
- perfo
- cnc
- verso cabinets
- verso mobile
- verso cupboards
- verso benches
- facilities
- cases & seating

verso | Benches Suspended Cabinets

Suspended Cabinets

Under Bench Storage Units suitable for framework and cantilever benches mounting directly to the frame.

- Central locking drawers, lockable cupboards
- Roller bearing drawers with 60 kg U.D.L. capacity and 100% extension slides
- Optional divider kits available - see page 192

1500 benches can use 2x 525w or 1x 800w cabinets, 2000 benches accept 3x 525w or 2x 800w cabinets.



A

B

C



D



E



F



G



H



I



J

Model	Width	Depth	Height	Configuration	Order Ref.
A	525	550	250	1x 175mm drawer	16925000.11
B	525	550	450	375mm door, 1x shelf	16926030.11
C	525	550	450	3x 125mm drawers	16925001.11
D	525	550	600	525mm door, 1x shelf	16926032.11
E	525	550	600	1x 125mm drawer, 375mm door, 1x shelf	16925006.11
F	525	550	600	1x 100mm, 2x 125mm, 1x 175mm drawers	16925004.11
G	525	550	600	3x 175mm drawers	16925003.11
H	800	550	600	1x 125mm drawer, 375mm door, 1x shelf	16925106.11
I	800	550	600	1x 100mm, 2x 125mm, 1x 175mm drawers	16925104.11
J	800	550	600	3x 175mm drawers	16925103.11

verso | Benches Framework Bench Accessories

Rear Frame System

- Create an ergonomic workstation for framework benches
- Twin upright set builds a single rear section
- Triple upright set allows for two rear sections
- Additional upright can be used to further divide rear sections
- Short uprights are suitable for a 2x 240mm or a 480mm high panel and a fixed shelf
- Rear sections may be 450, 900, 1350 or 1800mm wide and can be configured in any combination up to the width of the bench
- Accessories available in 450, 900, 1350 or 1800mm widths
- Supplied in RAL7035 light grey



Item	1500 Bench	2000 Bench
	Order Ref.	Order Ref.
Twin upright set for verso framework bench	41010158.20	41010159.20
Triple upright set for verso framework bench	41010160.20	41010161.20
Additional Upright	41010162.20	41010162.20
Twin short upright set for verso framework bench	41010242.20	41010243.20
Triple short upright set for verso framework bench	41010244.20	41010245.20
Additional short Upright	41010246.20	41010246.20
Service duct with 4 x UK sockets and 3m cable & UK plug	11042235	11042236

Item	Order Ref.
Socket outlet strip with 4 x U.K. sockets & on/off switch	51001128
Socket outlet strip with 6 x U.K. sockets & on/off switch	51001129
Monitor bracket (VESA 75/100)	41011086
Monitor arm & bracket (VESA 75/100)	41011087
Swivel arm & tray	41011061.20
Vertical power rail bracket	41011254.20

Choose the correct length / type power rail and then add socket outlet strips to suit your requirements.

The overhead lights are supplied with a 3m cable and U.K. plug.

Please ensure all necessary regulations are adhered to for your application.

* - Note the LED light is wider than the 900mm wide frame

Item	450mm Wide	900mm Wide	1350mm Wide	1800mm Wide
	Order Ref.	Order Ref.	Order Ref.	Order Ref.
Perfo panel 240mm high	14025340.20	14025341.20	14025342.20	14025343.20
Perfo panel 480mm high	14025344.20	14025345.20	14025346.20	14025347.20
Louvre panel 240mm high	14025360.20	14025361.20	14025362.20	14025363.20
Louvre panel 480mm high	14025364.20	14025365.20	14025366.20	14025367.20
Fixed shelf 200mm deep	41010166.20	41010167.20	41010168.20	41010169.20
Adjustable shelf 200mm deep	41010170.20	41010171.20	41010172.20	41010173.20
Adjustable shelf 350mm deep	41010174.20	41010175.20	41010176.20	41010177.20
Bin rail	41011014.20	41011015.20	41011016.20	/
LED light with support frame	/	41010163.20*	41010164.20	41010165.20
Top brace (for use instead of light)	41011132.20	41011104.20	41011105.20	41011193.20
Power rail	41011250.20	41011251.20	41011252.20	41011253.20

verso | Benches Storage Benches

Storage Benches

- 30mm multiplex worktops
- Steel frame with integrated storage modules
- Access beneath bench allows good housekeeping
- Individual lockable cupboards and cabinets
- Roller bearing drawers with 60kg U.D.L. capacity and 100% extension slides
- Open areas supplied with adjustable shelf
- Storage units are 443mm or 718mm wide, 550mm deep x 600mm high
- Static models are height adjustable from 830mm - 930mm
- Mobile models are 830mm high with 125mm diameter castors
- 600mm Deep
- Supplied assembled ready to use



1250mm wide mobile version shown in RAL7035 light grey



Dividers

See page 192

443mm wide units use the 525mm wide cabinet dividers. 718mm wide units use the 800mm wide cabinet dividers

bott verso is also available with RAL7035 light grey, RAL3004 red, or RAL7016 anthracite fronts / doors.

1250mm Wide



1x 443w cabinet with 1x 125 drawers, 1x 350h cupboard, 1x 443w shelf



2x 443w cabinets with 2x 125 drawers, 2x 350h cupboards

Type	Size	Order Ref.
Static	1250 x 600	16923000.11
Mobile	1250 x 600	16923200.11

Type	Size	Order Ref.
Static	1250 x 600	16923001.11
Mobile	1250 x 600	16923201.11

1250mm Wide



1x 443w cabinet with 1x 125, 2x 175h drawers, 1x 443w x 475h cupboard

Type	Size	Order Ref.
Static	1250 x 600	16923003.11
Mobile	1250 x 600	16923203.11



2x 443w cabinets with 2x 125, 4x 175h drawers

Type	Size	Order Ref.
Static	1250 x 600	16923004.11
Mobile	1250 x 600	16923204.11

1500mm Wide



1x 443w cabinet with 1x 125 2x 175h drawers, 1x 718w shelf

Type	Size	Order Ref.
Static	1500 x 600	16923012.11
Mobile	1500 x 600	16923212.11



1x 718w cabinet with 1x 125, 2x 175h drawers, 1x 443w shelf

Type	Size	Order Ref.
Static	1500 x 600	16923013.11
Mobile	1500 x 600	16923213.11



1x 443w x 475h cupboard, 1x 718w cabinet with 1x 125, 2x 175h drawers

Type	Size	Order Ref.
Static	1500 x 600	16923014.11
Mobile	1500 x 600	16923214.11



1x 443w, 1x 718w cabinets with 2x 125, 4x 175h drawers

Type	Size	Order Ref.
Static	1500 x 600	16923015.11
Mobile	1500 x 600	16923215.11

Housing:

RAL 7035 – light grey

Fronts:

RAL 5010 – gentian blue .11

RAL 7035 – light grey .16

RAL 3004 – crimson red .24

RAL 7016 – anthracite grey .19

verso | Benches Storage Benches

1750mm Wide



2x 443w cabinets with 1x 125, 2x 175 drawers and 475h cupboard, 1x 443w shelf

Type	Size	Order Ref.
Static	1750 x 600	16923020.11
Mobile	1750 x 600	16923220.11



2x 443w cabinets with 2x 125h drawers and 2x 350h cupboards, 1x 443w shelf

Type	Size	Order Ref.
Static	1750 x 600	16923021.11
Mobile	1750 x 600	16923221.11



2x 475h x 443w cupboards, 1x 443w cabinet with 1x 125, 2x 175h drawers

Type	Size	Order Ref.
Static	1750 x 600	16923022.11
Mobile	1750 x 600	16923222.11



3x 475h x 443w cabinets with 3x 125, 6x 175h drawers

Type	Size	Order Ref.
Static	1750 x 600	16923023.11
Mobile	1750 x 600	16923223.11



2000mm wide mobile version shown in RAL7016 anthracite

bott verso is also available with RAL7035 light grey, RAL3004 red, or RAL7016 anthracite fronts / doors.



See page 192

443mm wide units use the 525mm wide cabinet dividers. 718mm wide units use the 800mm wide cabinet dividers

2000mm Wide



2x 475h x 443w cupboards, 1x 718w cabinet with 1x 125, 2x 175h drawers

Type	Size	Order Ref.
Static	2000 x 600	16923032.11
Mobile	2000 x 600	16923232.11



2x 443w cabinets with 2x 125 drawers, 2x 350h cupboards, 1x 718w shelf

Type	Size	Order Ref.
Static	2000 x 600	16923031.11
Mobile	2000 x 600	16923231.11



2x 443w cabinets, 1x 718w cabinet with 3x 125, 6x 175h drawers

Type	Size	Order Ref.
Static	2000 x 600	16923033.11
Mobile	2000 x 600	16923233.11



2x 443w cabinets with 2x 125, 4x 175h drawers, 1x 718w shelf

Type	Size	Order Ref.
Static	2000 x 600	16923034.11
Mobile	2000 x 600	16923234.11

Mid / Cupboard Shelf



Cupboard Width (mm)	Order Ref.
443	16926912.51
718	16926915.51

Housing:	Fronts:
RAL 7035 – light grey	.11 .16 .24 .19
	RAL 5010 – gentian blue RAL 7035 – light grey RAL 3004 – crimson red RAL 7016 – anthracite grey

- cupio cabinets
- cupio mobile
- cupio dividers
- cupio cupboards
- cupio benches
- perfo
- cnc
- verso cabinets
- verso mobile
- verso cupboards
- verso benches
- facilities
- cases & seating

verso | Benches Pedestal Benches

Pedestal Benches

- Up to 300kg U.D.L. capacity
- Central locking drawers and lockable cupboards
- Roller bearing drawers with 60 kg U.D.L. capacity and 100% extension slides
- Compatible with optional divider kits - see page 192
- 30mm thick worktops
- For more cabinet information see page 184 - 191
- All models 600mm deep x 930mm high

Cabinets are 900mm high x 550mm deep x 525 / 800mm wide



1500 model shown with mpx worktop and 525mm wide 5 drawer cabinet

Length	Worktop	Order Ref.
1500	Mpx	16921900.11
2000	Mpx	16921950.11
1500	Lino	16921910.11
2000	Lino	16921960.11



1500mm model shown with lino worktop and 525mm wide 2 drawer & cupboard cabinet

Length	Worktop	Order Ref.
1500	Mpx	16921902.11
2000	Mpx	16921952.11
1500	Lino	16921912.11
2000	Lino	16921962.11



1500mm model shown with mpx worktop and 525mm wide 7 drawer cabinet

Length	Worktop	Order Ref.
1500	Mpx	16921901.11
2000	Mpx	16921951.11
1500	Lino	16921911.11
2000	Lino	16921961.11



1500mm model shown with mpx worktop and 800mm wide 2 drawer & cupboard cabinet

Length	Worktop	Order Ref.
1500	Mpx	16921905.11
2000	Mpx	16921955.11
1500	Lino	16921915.11
2000	Lino	16921965.11



1500mm model shown with lino worktop and 800mm wide 7 drawer cabinet

Length	Worktop	Order Ref.
1500	Mpx	16921904.11
2000	Mpx	16921954.11
1500	Lino	16921914.11
2000	Lino	16921964.11

verso | Benches Welded Benches

Welded Benches

- Heavy duty steel framework with rear upstand
- Full depth steel base shelf
- Mobile models have 125mm diameter castors
- Steel top models 910mm high
- Mpx top models 930mm high
- All models 600mm deep
- Benches supplied assembled ready to use



bott verso is also available with RAL7035 light grey, RAL3004 red (shown), or RAL7016 anthracite fronts / doors.

Basic Bench

Type	Length	Worktop	Order Ref.
Static	1000	Steel	16922502.16
Static	1000	Mpx	16922503.16
Mobile	1000	Steel	16922700.16
Mobile	1000	Mpx	16922701.16
Static	1500	Steel	16922506.16
Static	1500	Mpx	16922507.16



Bench with Cupboard



Model shown static 1500mm with mpx top.
Cupboard: 600mm high x 525mm wide x 550mm deep with 1x adjustable shelf (60 kg U.D.L. capacity)

Type	Length	Worktop	Order Ref.
Static	1000	Steel	16922602.11
Static	1000	Mpx	16922603.11
Mobile	1000	Steel	16922802.11
Mobile	1000	Mpx	16922803.11
Static	1500	Steel	16922606.11
Static	1500	Mpx	16922607.11

Bench with Drawer



Model shown mobile 1000mm with mpx top.
Drawer: 250mm high x 525mm wide x 550mm deep (60 kg U.D.L. capacity)

Type	Length	Worktop	Order Ref.
Static	1000	Steel	16922600.11
Static	1000	Mpx	16922601.11
Mobile	1000	Steel	16922800.11
Mobile	1000	Mpx	16922801.11
Static	1500	Steel	16922604.11
Static	1500	Mpx	16922605.11

Housing:

RAL 7035 – light grey

Fronts:

RAL 5010 – gentian blue .11

RAL 7035 – light grey .16

RAL 3004 – crimson red .24

RAL 7016 – anthracite grey .19

verso facilities



Designed to assist with HSE and best practice guidelines |

Integrates with bott storage range

PPE & Janitorial Cupboards

Ventilated doors and central partition options.

Page 236

cupio
cabinets

Computer Cupboards

Secure protective storage for computer equipment in the workplace.

Page 238

cupio
mobile

Document Workstation Lecterns

Lectern topped cupboards with optional backpanels for QA and other document control areas.

Page 240

cupio
dividers

Hazardous Substance Cupboards

For the safe storage of hazardous items designed to help comply with HSE guidelines and codes of practice.

Page 242

cupio
cupboards

Information Boards

Documentation aids for wall fitting.

Page 242

cupio
benches

Cleaning & Recycling Stations

Simplify cleaning and recycling tasks with these workshop stations.

Page 243

perfo

cnc

verso
cabinets

verso
mobile

verso
cupboards

verso
benches

facilities

cases &
seating

verso | Facilities PPE & Janitorial Cupboards

PPE & Janitorial Cupboards

- Specialist versions of the kitted cupboards
- Three point locking doors
- Galvanised shelves with 60kg U.D.L. capacity
- Roller bearing drawers with 60kg U.D.L. capacity per drawer
- Ventilated doors aid drying and allow a quick visual stock check
- Central vertical partition allows easy separation of clean / dirty items and gives space for tall products such as brooms or mops
- Hanging rail options offers easy storage of clothes

Accessories shown are not included.



550mm Deep						Plain Doors	Ventilated Doors
Height	Width	Partition	Shelves	Drawers	Rails	Order Ref.	Order Ref.
2000	525	no	1	/	1	16926350.11	16926724.11
2000	525	no	2	/	1	16926351.11	16926725.11
2000	800	no	1	/	1	16926459.11	16926744.11
2000	800	no	4	/	/	16926167.11	16926743.11

PPE & Janitorial Cupboards



- cupboards
- mobile
- dividers
- cupboards
- benches
- perfo
- cnc
- cupboards
- mobile
- cupboards
- benches
- facilities
- cases & seating

1050mm Wide x 550mm Deep						Plain Doors	Ventilated Doors
Height	Partition	Shelves	Drawers Left	Drawers Right	Rails	Order Ref.	Order Ref.
1000	yes	4	/	/	/	16926555.11	16926763.11
1000	yes	2	1x 100, 1x 175	1x 100, 1x 175	/	16926556.11	16926764.11
1000	yes	2	2x 100, 2x 175	2x 100, 2x 175	/	16926557.11	16926765.11
1000	yes	2	3x 100, 5x125	/	/	16926558.11	16926766.11
2000	yes	2	/	/	2	16926578.11	16926773.11
2000	yes	4	/	/	1	16926579.11	16926774.11
2000	yes	6	/	/	/	16926580.11	16926775.11
2000	yes	3	1x 100, 3x 175	/	1	16926581.11	16926776.11
2000	yes	4	1x 100, 1x 175	1x 100, 1x 175	/	16926582.11	16926777.11
2000	yes	4	2x 100, 2x 175	2x 100, 2x 175	/	16926583.11	16926778.11
2000	no	1	/	/	1	16926584.11	16926771.11

Housing:

RAL 7035 – light grey

Fronts:

.11
.16
.24
.19
 RAL 5010 – gentian blue RAL 7035 – light grey RAL 3004 – crimson red RAL 7016 – anthracite grey

verso | Facilities Computer Cupboards

Computer Cupboards

- 650mm / 1050mm wide x 550mm deep
- Lockable cupboards with cable routing apertures
- Lockable, slide out keyboard tray
- Galvanised steel shelves with 60kg U.D.L capacity
- Lockable, ventilated monitor housings
- Sloping writing surface on 1050mm wide models

1050mm W x 550mm D x 1650mm H



Optional file holding shelf for 1050w enclosed model

Type	Order Ref.
Workstation	16928022.11
File Shelf	16928050.16

1050mm W x 550mm D x 1130mm H



Order Ref.

16928021.11

650mm W x 550mm D x 1000mm H



Order Ref.

16928000.11

650mm W x 550mm D x 1650mm H Accessories



Type	Order Ref.
TFT	16928001.11



Mobility kit for all 650mm wide models.

Type	Model Width	Order Ref.
Mobility Kit	650	16928052.16
Base Plinth (155mm High)	650	16928053.16
Base Plinth (155mm High)	1050	16928054.16

Laptop Cupboard

- Wall mounted secure storage for laptops at point of use
- 500mm wide x 150mm deep x 410mm high
- Lockable fold down flap
- Inner mat and fixing strap



Item	Order Ref.
Laptop Cupboard	16912350.11V

Housing:

RAL 7035 – light grey

Fronts:

RAL 5010 – gentian blue

RAL 7035 – light grey

RAL 3004 – crimson red

RAL 7016 – anthracite grey

cupboards

mobile

dividers

cupboards

benches

perfo

cnc

cupboards

mobile

cupboards

benches

facilities

cases & seating

Lecterns

- Sloping top lecterns with pen tray and paper stop in standard and economy formats
- Reinforced doors (double doors on 800 / 1050mm wide models, single door on 525mm wide versions)
- 1000mm high at front, 1130mm high at rear, 550mm deep
- Optional backpanel in plain, perfo and file holding styles. (Overall height with back panel fitted is 2000mm)



Lectern

- Three point locking, reinforced doors
- Roller bearing drawers with 60kg U.D.L capacity and 100% extension 175mm high
- Galvanised shelves adjustable on 25mm pitch
- 60kg U.D.L. capacity per shelf

Width	Shelves	Drawers	Order Ref.
525mm	1	1	16926370.11
800mm	1	1	16926470.11
1050mm	1	1	16926590.11



Economy Lectern

- Two point locking, reinforced doors
- Roller bearing drawers with 10kg U.D.L. capacity (half width on 1050mm wide models)
- Galvanised shelves adjustable on 100mm pitch
- 35kg U.D.L. capacity per shelf

Width	Shelves	Drawers	Order Ref.
525mm	1	1	16929024.11
1050mm	2	1	16929213.11
1050mm	1	2	16929212.11
1050mm	2	2	16929214.11



Lectern Backpanel

- Suitable for all models
- Perfo for use with tool holding accessories
- Plain for use as a notice board
- 2000mm overall height when fitted



Width	Item	Order Ref.
525mm	Plain backpanel	16926980.16
800mm	Plain backpanel	16926982.16
1050mm	Plain backpanel	16926984.16
5 piece magnet set		80501002
525mm	perfo backpanel	16926981.16
800mm	perfo backpanel	16926983.16
1050mm	perfo backpanel	16926985.16
10 piece hook kit		14031410

File Shelf for 1050mm wide Backpanel

3 compartment file holding shelf for backpanel.
290mm deep x 320mm high. (Files not included)

Order Ref.
16926986.16



Economy Lecterns complete with Backpanels

Fully kitted economy models including a backpanel.

- 1050mm wide models have 2 shelves and 1 drawer
- 525mm wide models have 1 shelf and 1 drawer.
- 550mm deep x 2000mm overall high.

Width (mm)	Backpanel	Order Ref.
525	Perfo	16929025.11
525	Plain	16929026.11
1050	Perfo	16929216.11
1050	Plain	16929217.11
1050	Plain with file holder	16929218.11



Housing:	Fronts:
RAL 7035 – light grey	RAL 5010 – gentian blue .11
	RAL 7035 – light grey .16
	RAL 3004 – crimson red .24
	RAL 7016 – anthracite grey .19

cupboards

mobile

dividers

cupboards

benches

perfo

cnc

cupboards

mobile

cupboards

benches

facilities

cases & seating

Hazardous Substance Cupboards

- Designed to help you comply with HSE guidelines and accepted codes of practice
- Safety labelling in accordance with BS EN ISO 10:2012+A5:2015
- Sealed sump trays to catch and contain any spilt substance
- Trays adjustable with 60kg U.D.L capacity
- Support legs available for 1050mm wide models
- 350mm deep model suitable for wall mounting
- Finished in RAL1023 yellow epoxy powder paint

Accessories shown are not included



800mm high cupboard shown on optional support legs

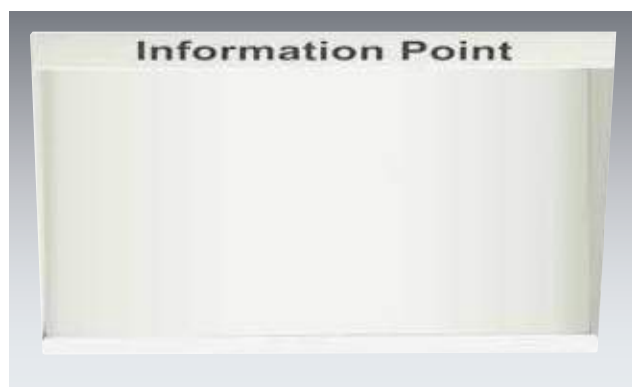


Height	Width	Depth	Trays	Order Ref.
800	525	350	2	16926790.12
1000	525	550	2	16926791.12
800	1050	550	2	16926794.12
1000	1050	550	2	16926795.12
2000	1050	550	4	16926796.12
535mm high leg set for 1050mm wide x 550mm deep models				16926976.12
Additional sump tray for 525 x 350 models				16926970.12
Additional sump tray for 525 x 550 models				16926971.12
Additional sump tray for 1050 x 550 models				16926975.12

Information Boards

- Wall mounted information boards
- Steel construction allows use of magnet set
- Information point labelling provided
- RAL7035 light grey epoxy powder paint

Item / Size	Order Ref.
1200 x 700	16601050.16
1500 x 950	16601051.16
5 piece magnet set	80501002



verso | Facilities Cleaning & Recycling Stations

Cleaning Station

- Wall mounted cleaning station
- Adjustable height bin bag holder with lower support
- Bags held in place by elasticated strap
- Bin bag holder has easy clean, light weight aluminium lid
- 8 piece accessory kit included, ideal for storing brooms and brushes
- Optional 7 piece bin labelling kit
- 750mm wide x 1981mm high panel
- Bag holders are 335mm wide x 325mm deep, 665 - 855mm high
- RAL7035 light grey epoxy powder paint



Labeling kit contains one of each type. Blank label may be customised to suit your site requirements. Labels are 150mm x 150mm

Item	Order Ref.
Cleaning Station.16	14030197
Bin Labeling Kit	81020008

Recycling Station

- Wall mounted recycling station
- Adjustable height bin bag holder with lower support
- Bags held in place by elasticated strap
- Bin bag holder has easy clean, light weight aluminium lid
- Optional 7 piece bin labelling kit available
- 350mm wide x 990mm high panel
- Bin bag holders are 335mm wide x 325mm deep, 360mm - 815mm high
- Kit contains one panel and one bin holder
- RAL7035 light grey epoxy powder paint



Supplied as a single kit. Recycling stations may be positioned side by side.

Item	Order Ref.
Recycling Station.16	14030198
Bin Labeling Kit	81020008



Labeling kit contains one of each type. Blank label may be customised to suit your site requirements. Labels are 150mm x 150mm

cubio cabinets
cubio mobile
cubio dividers
cubio cupboards
cubio benches
perfo
cnc
verso cabinets
verso mobile
verso cupboards
verso benches
facilities
cases & seating