

bott cubio our professional solution





bott cubio – the professional storage system, featuring workbenches, cabinets and cupboards. Available in a wide range of sizes, with a choice of mobile and static options.

- Designed for advanced applications and demanding environments
- Bott Integrated System Design
- 75kg / 200kg U.D.L capacity drawers with 100% extension slides
- Comprehensive accessory range

bott verso value, & functionality






bott verso – quality and functionality at a lower price point.

Workbenches, cabinets, and cupboards are available in a wide range of sizes, with a choice of mobile and static options.

- 60kg U.D.L capacity drawers and shelves
- 100% Extension roller bearing slides
- Strong and robust
- Comprehensive accessory range
- Modular range allows for easy expansion of installations

bott perfo flexible efficiency





bott perfo – flexible open storage for tools, small parts and consumables. The range incorporates, wall panels, in-cupboard systems, mobile trolleys and free-standing solutions.

- Vast range of accessories
- Integrated louvre storage bin system for small-parts storage
- Ideal for “lean” and 5S storage systems
- Integrated with bott cubio and verso ranges

bott cnc protect high value tooling





The bott CNC storage system protects your expensive tooling, maximising security for your valuable business assets. The system is available in a range of options, including cupboards, trolleys and workbench-mounted systems.

- Fits almost all CNC tool types
- Integrated with the bott cubio range
- Static and mobile options

bott colour



Standard colour selection:

Standard Colours

Bott products are finished with a hardwearing powdercoat paint. RAL7035 light grey housing with RAL5010 blue front is the standard colour option.

The bott range is available in three additional colour variants with no extra cost. The product housing remains RAL7035 light grey with all these options

Where available the alternative colour options are shown at the base of the page. To order replace the two digit suffix (normally .11) with the one corresponding with the colours required as shown.

The Hazardous substance cupboards are finished in RAL1023 yellow.

Custom Colours

Special colours are available upon request. You can choose this option to match corporate identities and tailor your products to a truly bespoke finish.



gentian blue
RAL-Colour: 5010



.11



anthracite grey
RAL-Colour: 7016



.19



light grey
RAL-Colour: 7035



.16



crimson red
RAL-Colour: 3004



.24

The colour panels displayed on this page, may not match the original colours due to printing limitations





cubio cabinets



Heavy duty construction | Up to 1 tonne U.D.L capacity |

75kg, 100% extension drawers

Cabinet Features & Benefits All the details that make bott cubio cabinets the finest range available.	Page 28
525mm Wide Models	Page 30
650mm Wide Models	Page 34
800mm Wide Models	Page 38
1050mm Wide Models	Page 43
1300mm Wide Models	Page 46

cubio
cabinets

cubio
mobile

cubio
dividers

cubio
cupboards

cubio
benches

perfo

cnc

verso
cabinets

verso
mobile

verso
cupboards

verso
benches

facilities

cases &
seating

cubio | Cabinets Features & Benefits





Robust Housing

Bott cubio cabinets have reinforced steel housings with up to 1 tonne total capacity. Huge range of plan sizes and heights.

75kg or 200kg Drawers

Standard fitment drawers are 75kg U.D.L. capacity with full 100% extension roller bearing slides and scuff resistant galvanised pans. Super heavy duty 200Kg drawers available as an option.

Dividers

Tough, sub dividable plastic troughs. Removable plastic boxes and adjustable metal dividers allow multiple separation possibilities for efficient and tidy storage.

Drawer Blocking & Locking

All cabinets are equipped with a blocking mechanism to prevent more than one drawer from being opened at a time. For all models, master, group and traceable electronic locking systems are available.

Worktops & Top Trays

Optional 40mm thick multiplex or lino faced worktops available for all bott cubio cabinets. To prevent roll off use the top tray with four raised sides and quality inlaid mat.

Fork Lift Base

Make light work of moving heavy cabinets with the optional fork lift base. Enclosed fixed height base kits are also available.

cubio
cabinets

cubio
mobile

cubio
dividers

cubio
cupboards

cubio
benches

perfo

cnc

verso
cabinets

verso
mobile

verso
cupboards

verso
benches

facilities

cases &
seating

cubio | Cabinets 525mm Wide

250mm High

400mm High



A



B



C

Model	Drawers (Qty x Front Height mm)	525mm Deep	650mm Deep
		Order Ref.	Order Ref.
A	1x 150	40010001.11V	40018001.11V
B	2x 150	40010005.11V	40018005.11V
C	3x 100	40010009.11V	40018009.11V



600mm High



D



E



F

Model	Drawers (Qty x Front Height mm) / Cupboard (Height mm)	525mm Deep	650mm Deep
		Order Ref.	Order Ref.
D	500 door, 1x shelf	40010095.11V	40018110.11V
E	2x 75, 1x 150, 1x 200	40010112.11V	40018017.11V
F	2x 75, 2x 100, 1x 150	40010015.11V	40018131.11V

700mm High



G



H



I

Model	Drawers (Qty x Front Height mm) / Cupboard (Height mm)	525mm Deep	650mm Deep
		Order Ref.	Order Ref.
G	1x75, 1x 100, / 400 door	40010017.11V	40018021.11V
H	1x 100, 2x 150, 1x 200	40010021.11V	40018025.11V
I	2x 75, 1x 100, 1x 150, 1x 200	40010115.11V	40018027.11V

Dividers



See pages
68 & 69

Housing:

RAL 7035 – light grey

Top, bottom and fronts:

.11
.16
.24
.19

RAL 5010 – gentian blue

RAL 7035 – light grey

RAL 3004 – crimson red

RAL 7016 – anthracite grey

cubio | Cabinets 525mm Wide

800mm High



J



K



L

Model	Drawers (Qty x Front Height mm) / Cupboard (Height mm)	525mm Deep	650mm Deep
		Order Ref.	Order Ref.
J	1x 100, 1x 175 / 400 door	40010023.11V	40018031.11V
K	2x 100, 2x 150, 1x 200	40010027.11V	40018037.11V
L	2x 75, 2x 100, 1x 150, 1x 200	40010117.11V	40018039.11V

900mm High



M



N



O

Model	Drawers (Qty x Front Height mm) / Cupboard (Height mm)	525mm Deep	650mm Deep
		Order Ref.	Order Ref.
M	1x 100, 1x 125, 1x 150 / 400 door	40010033.11V	40018043.11V
N	3x 100, 2x 150, 1x 200	40010039.11V	40018049.11V
O	5x 100, 2x 150	40010041.11V	40018051.11V

Dividers



See pages
68 & 69

1000mm High



P



Q



R

Model	Drawers (Qty x Front Height mm) / Cupboard (Height mm)	525mm Deep	650mm Deep
		Order Ref.	Order Ref.
P	2x 100, 1x 125, 1x 150 / 400 door	40010043.11V	40018055.11V
Q	2x 100, 2x 150, 2x 200	40010047.11V	40018059.11V
R	2x 75, 2x 100, 1x 150, 2x 200	40010051.11V	40018061.11V

1200mm High



S



T



U

Model	Drawers (Qty x Front Height mm)	525mm Deep	650mm Deep
		Order Ref.	Order Ref.
S	4x 100, 2x 200, 1x 300	40010119.11V	40018067.11V
T	2x 75, 1x 100, 3x 150, 2x 200	40010121.11V	40018069.11V
U	8x 100, 2x 150	40010123.11V	40018073.11V

Housing:

RAL 7035 – light grey

Top, bottom and fronts:

.11 RAL 5010 – gentian blue

.16 RAL 7035 – light grey

.24 RAL 3004 – crimson red

.19 RAL 7016 – anthracite grey

cupio cabinets

cupio mobile

cupio dividers

cupio cupboards

cupio benches

perfo

cnc

verso cabinets

verso mobile

verso cupboards

verso benches

facilities

cases & seating

cubio | Cabinets 650mm Wide

250mm High

400mm High



A



B



C

Model	Drawers (Qty x Front Height mm)	525mm Deep	650mm Deep	750mm Deep
		Order Ref.	Order Ref.	Order Ref.
A	1x 150	40011035.11V	40019001.11V	40027092.11V
B	2x 150	40011037.11V	40019005.11V	40027108.11V
C	3x 100	40011068.11V	40019009.11V	40027096.11V

600mm High



D



E



F

Model	Drawers (Qty x Front Height mm)	525mm Deep	650mm Deep	750mm Deep
		Order Ref.	Order Ref.	Order Ref.
D	500 door, 1x shelf	40011060.11V	40019118.11V	40027098.11V
E	2x 75, 1x 150, 1x 200	40011040.11V	40019015.11V	40027100.11V
F	2x 75, 2x 100, 1x 150	40011061.11V	40019152.11V	40027102.11V

700mm High



G



H



I

Model	Drawers (Qty x Front Height mm)	525mm Deep	650mm Deep	750mm Deep
		Order Ref.	Order Ref.	Order Ref.
G	1x75, 1x 100 / 400 door	40011041.11V	40019021.11V	40027001.11V
H	1x 100, 2x 150, 1x 200	40011062.11V	40019025.11V	40027005.11V
I	2x75, 1x 100, 1x 150, 1x 200	40011042.11V	40019027.11V	40027007.11V

800mm High



Model	Drawers (Qty x Front Height mm)	525mm Deep	650mm Deep	750mm Deep
		Order Ref.	Order Ref.	Order Ref.
J	1x 100, 1x 175 / 400 door	40011044.11V	40019031.11V	40027011.11V
K	2x 100, 2x 150, 1x 200	40011046.11V	40019035.11V	40027015.11V
L	2x 75, 2x 100, 1x 150, 1x 200	40011047.11V	40019039.11V	40027019.11V

Dividers

See pages 70 71 & 72



Housing: RAL 7035 – light grey

Top, bottom and fronts: RAL 5010 – gentian blue .11, RAL 7035 – light grey .16, RAL 3004 – crimson red .24, RAL 7016 – anthracite grey .19

- cubio cabinets
- cubio mobile
- cubio dividers
- cubio cupboards
- cubio benches
- perfo
- cnc
- verso cabinets
- verso mobile
- verso cupboards
- verso benches
- facilities
- cases & seating

cubio | Cabinets 650mm Wide

900mm High



M



N



O

Model	Drawers (Qty x Front Height mm)	525mm Deep	650mm Deep	750mm Deep
		Order Ref.	Order Ref.	Order Ref.
M	1x 100, 1x 125, 1x 150 / 400 door	40011048.11V	40019043.11V	40027104.11V
N	3x 100, 2x 150, 1x 200	40011050.11V	40019049.11V	40027088.11V
O	5x 100, 2x 150	40011051.11V	40019051.11V	40027090.11V

1000mm High



P



Q



R

Model	Drawers (Qty x Front Height mm)	525mm Deep	650mm Deep	750mm Deep
		Order Ref.	Order Ref.	Order Ref.
P	2x 100, 1x 125, 1x 150 / 400 door	40011052.11V	40019055.11V	40027023.11V
Q	2x 100, 2x 150, 2x 200	40011054.11V	40019059.11V	40027027.11V
R	2x 75, 2x 100, 1x 150, 2x 200	40011055.11V	40019063.11V	40027031.11V

Dividers



See pages
70 71 & 72



Models available with 200kg drawers
see bottltd.co.uk/200kg-Drawers
for full details and pricing

1200mm High



Model	Drawers (Qty x Front Height mm)	525mm Deep	650mm Deep	750mm Deep
		Order Ref.	Order Ref.	Order Ref.
S	4x 100, 2x 200, 1x 300	40011063.11V	40019069.11V	40027037.11V
T	2x 75, 1x 100, 3x 150, 2x 200	40011064.11V	40019071.11V	40027039.11V
U	8x 100, 2x 150	40011065.11V	40019075.11V	40027043.11V

1600mm High



Model	Drawers (Qty x Front Height mm)	525mm Deep	650mm Deep	750mm Deep
		Order Ref.	Order Ref.	Order Ref.
V	2x 100, 4x 150, 2x 200, 1x 300	40011066.11V	40019154.11V	40027045.11V
W	4x 100, 2x 125, 3x 150, 2x 200	40011067.11V	40019156.11V	40027047.11V

Housing:

RAL 7035 – light grey

Top, bottom and fronts:

.11
.16
.24
.19

RAL 5010 – gentian blue

RAL 7035 – light grey

RAL 3004 – crimson red

RAL 7016 – anthracite grey

- cubio cabinets
- cubio mobile
- cubio dividers
- cubio cupboards
- cubio benches
- perfo
- cnc
- verso cabinets
- verso mobile
- verso cupboards
- verso benches
- facilities
- cases & seating

cubio | Cabinets 800mm Wide

600mm High



A



B



C

Model	Drawers (Qty x Front Height mm) / Cupboard (Height mm)	525mm Deep	650mm Deep	750mm Deep
		Order Ref.	Order Ref.	Order Ref.
A	1x 75 / 400 door	40012091.11V	40020001.11V	40028089.11V
B	2x 75, 1x 150, 1x 200	40012093.11V	40020005.11V	40028091.11V
C	2x 75, 2x 100, 1x 150	40012005.11V	40020135.11V	40028093.11V

700mm High



D



E



F

Model	Drawers (Qty x Front Height mm) / Cupboard (Height mm)	525mm Deep	650mm Deep	750mm Deep
		Order Ref.	Order Ref.	Order Ref.
D	1x75, 1x 100 / 400 door	40012007.11V	40020011.11V	40028095.11V
E	1x 100, 2x 150, 1x 200	40012011.11V	40020015.11V	40028003.11V
F	2x75, 1x 100, 1x 150, 1x 200	40012095.11V	40020017.11V	40028005.11V

Dividers



See pages 73 74 & 75



Models available with 200kg drawers see bottltd.co.uk/200kg-Drawers for full details and pricing

800mm High



G



H



I

Model	Drawers (Qty x Front Height mm) / Cupboard (Height mm)	525mm Deep	650mm Deep	750mm Deep
		Order Ref.	Order Ref.	Order Ref.
G	1x 100, 1x 175 / 400 door	40012013.11V	40020021.11V	40028097.11V
H	2x 100, 2x 150, 1x 200	40012017.11V	40020025.11V	40028011.11V
I	2x 75, 2x 100, 1x 150, 1x 200	40012097.11V	40020129.11V	40028087.11V

800mm High



J



K



L

Model	Drawers (Qty x Front Height mm) / Cupboard (Height mm)	525mm Deep	650mm Deep	750mm Deep
		Order Ref.	Order Ref.	Order Ref.
J	700 cupboard. 2x shelf	40012077.11V	40020110.11V	40028099.11V
K	4x75, 1x 100, 2x 150	40012021.11V	40020137.11V	40028100.11V
L	4x 100, 2x 150	40012019.11V	40020139.11V	40028102.11V

Housing:

RAL 7035 – light grey

Top, bottom and fronts:
.11
.16
.24
.19

RAL 5010 – gentian blue

RAL 7035 – light grey

RAL 3004 – crimson red

RAL 7016 – anthracite grey

cubio | Cabinets 800mm Wide

900mm High



M



N



O

Model	Drawers (Qty x Front Height mm) / Cupboard (Height mm)	525mm Deep	650mm Deep	750mm Deep
		Order Ref.	Order Ref.	Order Ref.
M	1x 100, 1x 125, 1x 150 / 400 door	40012023.11V	40020033.11V	40028104.11V
N	3x 100, 2x 150, 1x 200	40012087.11V	40020120.11V	40028115.11V
O	5x 100, 2x 150	40012029.11V	40020041.11V	40028108.11V

1000mm High



P



Q



R

Model	Drawers (Qty x Front Height mm)	525mm Deep	650mm Deep	750mm Deep
		Order Ref.	Order Ref.	Order Ref.
P	2x 100, 2x 150, 2x 200	40012035.11V	40020049.11V	40028019.11V
Q	2x 75, 2x 100, 1x 150, 2x 200	40012100.11V	40020053.11V	40028023.11V
R	2x 75, 4x 100, 1x 150, 1x 200	40012102.11V	40020142.11V	40028029.11V

1200mm High



S



T



U

Model	Drawers (Qty x Front Height mm)	525mm Deep	650mm Deep	750mm Deep
		Order Ref.	Order Ref.	Order Ref.
S	4x 100, 2x 200, 1x 300	40012104.11V	40020059.11V	40028031.11V
T	2x 75, 1x 100, 3x 150, 2x 200	40012106.11V	40020061.11V	40028033.11V
U	8x 100, 2x 150	40012108.11V	40020065.11V	40028037.11V

Dividers

See pages 73 74 & 75

Models available with 200kg drawers see bottltd.co.uk/200kg-Drawers for full details and pricing



Housing: RAL 7035 – light grey

Top, bottom and fronts: RAL 5010 – gentian blue .11, RAL 7035 – light grey .16, RAL 3004 – crimson red .24, RAL 7016 – anthracite grey .19

- cubio cabinets
- cubio mobile
- cubio dividers
- cubio cupboards
- cubio benches
- perfo
- cnc
- verso cabinets
- verso mobile
- verso cupboards
- verso benches
- facilities
- cases & seating

cubio | Cabinets 800mm Wide

1600mm High




V



W


Model	Drawers (Qty x Front Height mm)	525mm Deep	650mm Deep	750mm Deep
		Order Ref.	Order Ref.	Order Ref.
V	2x 100, 4x 150, 2x 200, 1x 300	40012110.11V	40020067.11V	40028039.11V
W	4x 100, 2x 125, 3x 150, 2x 200	40012112.11V	40020069.11V	40028041.11V

Dividers



800mm wide
See pages 73, 74 & 75

1050mm wide
See pages 76 & 77



Models available with 200kg drawers
see bottltd.co.uk/200kg-Drawers
for full details and pricing



cubio | Cabinets 1050mm Wide

800mm High



A



B

Model	Drawers (Qty x Front Height mm)	650mm Deep	750mm Deep
		Order Ref.	Order Ref.
A	2x 100, 2x 150, 1x 200	40021009.11V	40029009.11V
B	2x 75, 2x 100, 1x 150, 1x 200	40021191.11V	40029085.11V

900mm High



C



D

Model	Drawers (Qty x Front Height mm)	650mm Deep	750mm Deep
		Order Ref.	Order Ref.
C	5x 100, 2x 150	40021021.11V	40029091.11V
D	3x 100, 2x 150, 1x 200	40021223.11V	40029103.11V

Housing:

RAL 7035 – light grey

Top, bottom and fronts:

.11
.16
.24
.19
 RAL 5010 – gentian blue RAL 7035 – light grey RAL 3004 – crimson red RAL 7016 – anthracite grey

- cubio cabinets
- cubio mobile
- cubio dividers
- cubio cupboards
- cubio benches
- perfo
- cnc
- verso cabinets
- verso mobile
- verso cupboards
- verso benches
- facilities
- cases & seating

cubio | **Cabinets** 1050mm Wide

1000mm High



E



F

Model	Drawers (Qty x Front Height mm)	650mm Deep	750mm Deep
		Order Ref.	Order Ref.
E	2x 75, 2x 100, 1x 150, 2x 200	40021029.11V	40029021.11V
F	2x 100, 2x 150, 2x 200	40021227.11V	40029107.11V

1000mm High



G



H

Model	Drawers (Qty x Front Height mm)	650mm Deep	750mm Deep
		Order Ref.	Order Ref.
G	2x 75, 3x 100, 3x 150	40021033.11V	40029025.11V
H	9x 100	40021035.11V	40029027.11V

Dividers



See pages 76 & 77



Models available with 200kg drawers see bottltd.co.uk/200kg-Drawers for full details and pricing

1200mm High



I



J

Model	Drawers (Qty x Front Height mm)	650mm Deep	750mm Deep
		Order Ref.	Order Ref.
I	2x 75, 1x 100, 3x 150, 2x 200	40021039.11V	40029031.11V
J	8x 100, 2x 150	40021041.11V	40029033.11V

1600mm High



K



L

Model	Drawers (Qty x Front Height mm)	650mm Deep	750mm Deep
		Order Ref.	Order Ref.
K	2x 100, 4x 150, 2x 200, 1x 300	40021043.11V	40029035.11V
L	4x 100, 2x 125, 3x 150, 2x 200	40021045.11V	40029037.11V

Housing:

RAL 7035 – light grey

Top, bottom and fronts:

RAL 5010 – gentian blue .11

RAL 7035 – light grey .16

RAL 3004 – crimson red .24

RAL 7016 – anthracite grey .19

- cubio cabinets
- cubio mobile
- cubio dividers
- cubio cupboards
- cubio benches
- perfo
- cnc
- verso cabinets
- verso mobile
- verso cupboards
- verso benches
- facilities
- cases & seating

cubio | Cabinets 1300mm Wide

800mm High



A



B

Model	Drawers (Qty x Front Height mm)	650mm Deep	750mm Deep
		Order Ref.	Order Ref.
A	2x 100, 2x 150, 1x 200	40022107.11V	40030007.11V
B	2x 75, 2x 100, 1x 150, 1x 200	40022109.11V	40030071.11V

900mm High



C



D

Model	Drawers (Qty x Front Height mm)	650mm Deep	750mm Deep
		Order Ref.	Order Ref.
C	3x 100, 2x 150, 1x 200	40022115.11V	40030085.11V
D	5x 100, 2x 150	40022117.11V	40030087.11V

Dividers



See page 79 & 80



Models available with 200kg drawers see bottltd.co.uk/200kg-Drawers for full details and pricing

1000mm High



E



F

Model	Drawers (Qty x Front Height mm)	650mm Deep	750mm Deep
		Order Ref.	Order Ref.
E	2x 75, 2x 100, 1x 150, 2x 200	40022125.11V	40030015.11V
F	2x 75, 3x 100, 3x 150	40022153.11V	40030019.11V

1000mm High



G



H

Model	Drawers (Qty x Front Height mm)	650mm Deep	750mm Deep
		Order Ref.	Order Ref.
G	2x100, 2x150, 2x 200	40022123.11V	40030093.11V
H	2x 100, 2x 200, 1x 300	40022121.11V	40030091.11V

Housing:

RAL 7035 – light grey

Top, bottom and fronts:

.11
.16
.24
.19
 RAL 5010 – gentian blue RAL 7035 – light grey RAL 3004 – crimson red RAL 7016 – anthracite grey

cupbio
cabinets

cupbio
mobile

cupbio
dividers

cupbio
cupboards

cupbio
benches

perfo

cnc

verso
cabinets

verso
mobile

verso
cupboards

verso
benches

facilities

cases &
seating

cubio | Cabinets 1300mm Wide

1200mm High



I



J

Model	Drawers (Qty x Front Height mm)	650mm Deep	750mm Deep
		Order Ref.	Order Ref.
I	2x 75, 1x 100, 3x 150, 2x 200	40022129.11V	40030021.11V
J	8x 100, 2x 150	40022131.11V	40030025.11V

Dividers



See page 79 & 80



Models available with 200kg drawers see bottltd.co.uk/200kg-Drawers for full details and pricing



1600mm High



K

L

Model	Drawers (Qty x Front Height mm)	650mm Deep	750mm Deep
		Order Ref.	Order Ref.
K	2x 100, 4x 150, 2x 200, 1x 300	40022133.11V	40030075.11V
L	4x 100, 2x 125, 3x 150, 2x 200	40022135.11V	40030029.11V



Housing:

RAL 7035 – light grey

Top, bottom and fronts:

.11
.16
.24
.19
 RAL 5010 – gentian blue RAL 7035 – light grey RAL 3004 – crimson red RAL 7016 – anthracite grey

- cubio cabinets
- cubio mobile
- cubio dividers
- cubio cupboards
- cubio benches
- perfo
- cnc
- verso cabinets
- verso mobile
- verso cupboards
- verso benches
- facilities
- cases & seating

cubio mobile cabinets



Heavy duty construction | Drawer blocking & safety interlocks |

50kg, 100% extension drawers

Mobile Equipment Features & Benefits

All the details that make bott cubio mobile items the finest range available.

Page 52

525mm Wide Drawer Cabinets

Fully drawered mobile cabinets.

Page 54

650mm Wide Drawer Cabinets

Fully drawered mobile cabinets.

Page 56

800mm Wide Drawer Cabinets

Fully drawered mobile cabinets.

Page 58

1050mm Wide Maintenance Trolleys

Combination drawer / cupboard units.

Page 60

cubio
cabinets

cubio
mobile

cubio
dividers

cubio
cupboards

cubio
benches

perfo

cnc

verso
cabinets

verso
mobile


verso
cupboards

verso
benches

facilities

cases &
seating

cubio | **Mobile** Features & Benefits





Robust Housing

Bott cubio cabinets have reinforced steel housings to ensure high total capacity. Huge range of plan sizes and heights.

50kg Drawers

Standard fitment drawers are 50kg U.D.L. capacity with full 100% extension roller bearing slides and scuff resistant galvanised pans.

Dividers

Tough, sub dividable plastic troughs, removable plastic boxes and adjustable metal dividers allow multiple separation possibilities for efficient and tidy storage.

Drawer Blocking & Locking

All cabinets are equipped with a blocking mechanism to prevent more than one drawer from being opened at a time. Drawer safety interlocks prevent accidental opening whilst in transit even if unlocked.

Worktops & Top Trays

To prevent roll off mobile cabinets are fitted with a top tray with four raised sides and quality inlaid mat. 20mm thick multiplex or lino faced worktops are also available for bott cubio maintenance trolleys.

Castors

High quality castors are used throughout the range. Swivel and brake versions enhance mobility and stability.

cubio cabinets

cubio mobile

cubio dividers

cubio cupboards

cubio benches

perfo

cnc

verso cabinets

verso mobile

verso cupboards

verso benches


facilities

cases & seating

cubio | **Mobile** 525mm Wide x 525mm Deep

525mm Wide x 525mm Deep Mobile Cabinets

- 50kg U.D.L. capacity, 100% extension drawers
- Drawer blocking and safety interlocks
- Internal drawer dimension 400mm wide x 400mm deep
- Total combined load capacity 300kg
- 785 / 790mm high model may be parked under a bott cubio pedestal workbench



20mm
Multiplex
(Mpx)

20mm
Lino

Top Tray
& Mat



Dividers

See page
68

785 / 790mm High

885 / 890mm High



A



B



C

Model	Drawers (Qty x Front Height mm)	Mpx Worktop	Lino Worktop	Top Tray & Mat
		Order Ref.	Order Ref.	Order Ref.
A	3x 100, 1x 200	40402133.11V	40402134.11V	40402109.11V
B	2x 75, 2x 100, 1x 150	40402135.11V	40402136.11V	40402011.11V
C	3x100, 2x150	40402137.11V	40402138.11V	40402132.11V

985 / 990mm High



D



E

Model	Drawers (Qty x Front Height mm)	Mpx Worktop	Lino Worktop	Top Tray & Mat
		Order Ref.	Order Ref.	Order Ref.
D	2x 100, 2x 150, 1x 200	40402139.11V	40402140.11V	40402019.11V
E	4x 75, 1x 100, 2x 150	40402141.11V	40402142.11V	40402021.11V



Housing:

RAL 7035 – light grey

Top, bottom and fronts:


.11
.16
.24
.19
 RAL 5010 – gentian blue RAL 7035 – light grey RAL 3004 – crimson red RAL 7016 – anthracite grey

- cubio cabinets
- cubio mobile
- cubio dividers
- cubio cupboards
- cubio benches
- perfo
- cnc
- verso cabinets
- verso mobile
- verso cupboards
- verso benches
- facilities
- cases & seating

cubio | **Mobile** 650mm wide x 650mm deep

650mm Wide x 650mm Deep Mobile Cabinets

- 50kg U.D.L. capacity, 100% extension drawers
- Drawer blocking and safety interlocks
- Internal drawer dimension 525mm wide x 525mm deep
- Total combined load capacity 300kg
- 785 / 790mm high model may be parked under a 900mm deep bott cubio pedestal bench



20mm
Multiplex
(Mpx)

20mm
Lino

Top Tray
& Mat



785 / 790mm High

885 / 890mm High



A



B



C

Model	Drawers (Qty x Front Height mm)	Mpx Worktop	Lino Worktop	Top Tray & Mat
		Order Ref.	Order Ref.	Order Ref.
A	3x 100, 1x 200	40402143.11V	40402144.11V	40402023.11V
B	5x 100	40402145.11V	40402146.11V	40402027.11V
C	3x 100, 2x 150	40402147.11V	40402148.11V	40402031.11V

985 / 990mm High



D



E

Model	Drawers (Qty x Front Height mm)	Mpx Worktop	Lino Worktop	Top Tray & Mat
		Order Ref.	Order Ref.	Order Ref.
D	2x 100, 2x 150, 1x 200	40402149.11V	40402150.11V	40402033.11V
E	2x 75, 2x 100, 1x 150, 1x 200	40402151.11V	40402152.11V	40402035.11V



- cupboards
- mobile
- dividers
- cupboards
- benches
- perfo
- cnc
- cupboards
- mobile
- cupboards
- benches
- facilities
- cases & seating

cubio | **Mobile** 800mm Wide x 650mm Deep

800mm Wide x 650mm Deep Mobile Cabinets

- 50kg U.D.L. capacity, 100% extension drawers
- Drawer blocking and safety interlocks
- Internal drawer dimension 675mm wide x 525mm deep
- Total combined load capacity 600kg



20mm
Multiplex
(Mpx)



20mm
Lino



Top Tray
& Mat



Dividers

See page
74

785 / 790mm High



A

Model	Drawers (Qty x Front Height mm)	Mpx Worktop	Lino Worktop	Top Tray & Mat
		Order Ref.	Order Ref.	Order Ref.
A	2x 75, 2x 100, 1x 150	40402153.11V	40402154.11V	40402107.11V



885 / 890mm High 985 / 990mm High



B



C

Model	Drawers (Qty x Front Height mm)	Mpx Worktop	Lino Worktop	Top Tray & Mat
		Order Ref.	Order Ref.	Order Ref.
B	3x 100, 2x 150	40402155.11V	40402156.11V	40402057.11V
C	2x 100, 2x 150, 1x 200	40402157.11V	40402158.11V	40402059.11V

1085 / 1090mm High



D



E

Model	Drawers (Qty x Front Height mm)	Mpx Worktop	Lino Worktop	Top Tray & Mat
		Order Ref.	Order Ref.	Order Ref.
D	3x 100, 2x 150, 1x 200	40402159.11V	40402160.11V	40402063.11V
E	2x75, 3x 100, 1x 150, 1x 200	40402161.11V	40402162.11V	40402065.11V

Housing:

Top, bottom and fronts:

RAL 7035 – light grey	.11	RAL 7035 – light grey	.24	.19
RAL 7035 – light grey	RAL 5010 – gentian blue	RAL 7035 – light grey	RAL 3004 – crimson red	RAL 7016 – anthracite grey

- cubio cabinets
- cubio mobile
- cubio dividers
- cubio cupboards
- cubio benches
- perfo
- cnc
- verso cabinets
- verso mobile
- verso cupboards
- verso benches
- facilities
- cases & seating

cubio | **Mobile** 1050mm Wide x 525mm / 650mm Deep

1050mm Wide Mobile Cabinets

- Full width drawer units or combined drawer / cupboard maintenance trolleys
- 50kg U.D.L. capacity, 100% extension drawers with blocking and safety interlocks
- Internal drawer dimensions
400mm wide x 400mm deep
525mm wide x 400mm deep
925mm wide x 525mm deep
- Cupboards have perfo lined doors and adjustable galvanised shelves
- Choice of top tray with mat or 20mm worktop
- Total combined load capacity 600kg
- Optional accessories, see page 62 & 63



Multiplex (Mpx)
20mm thick laminated beech ply.
Trolley height 890 / 990mm.



Lino
20mm thick with lino worksurface bonded to particle board core. Trolley height 890 / 990mm.



Top Tray
15mm upstands to all sides with a quality inlaid rubber mat. Trolley height 885 / 985mm.

885 / 890mm High x 650mm Deep

985 / 990mm High x 650mm Deep



Model	Drawers (Qty x Front Height mm)	Mpx Worktop	Lino Worktop	Top Tray & Mat
		Order Ref.	Order Ref.	Order Ref.
A	2x 75, 1x 100, 1x 150, 1x 200	40402163.11V	40402164.11V	40402130.11V
B	2x 100, 2x 150, 1x 200	40402165.11V	40402166.11V	40402075.11V

885 / 890mm high x 525mm deep - 400 Wide Cupboard / 650 Wide Drawers



C



D

Model	Drawers (Qty x Front Height mm) / Cupboard (Height mm)	Mpx Worktop	Lino Worktop	Top Tray & Mat
		Order Ref.	Order Ref.	Order Ref.
C	1x 100, 2x 150, 1x 200 / 600 cupboard	41006010.11V	41006011.11V	41006012.11V
D	2x 75, 1x 100, 1x 150, 1x 200 / 600 cupboard	41006013.11V	41006014.11V	41006015.11V

885 / 890mm high x 525mm deep - 525 Wide Cupboard / 525 Wide Cupboard or Drawers



E



F



G

Model	Drawers (Qty x Front Height mm) / Cupboard (Height mm)	Mpx Worktop	Lino Worktop	Top Tray & Mat
		Order Ref.	Order Ref.	Order Ref.
E	2x 600 cupboard	41006001.11V	41006002.11V	41006003.11V
F	1x 100, 2x 150, 1x 200 / 600 cupboard	41006004.11V	41006005.11V	41006006.11V
G	2x 75, 1x 100, 1x 150, 1x 200 / 600 cupboard	41006007.11V	41006008.11V	41006009.11V

Housing:

RAL 7035 – light grey

Top, bottom and fronts:

.11
.16
.24
.19
 RAL 5010 – gentian blue RAL 7035 – light grey RAL 3004 – crimson red RAL 7016 – anthracite grey

- cupbio cabinets
- cupbio mobile
- cupbio dividers
- cupbio cupboards
- cupbio benches
- perfo
- cnc
- versio cabinets
- versio mobile
- versio cupboards
- versio benches
- facilities
- cases & seating

cubio | **Mobile** 1050mm Wide x 525mm Deep Accessories

Accessories

To allow full customisation of the 1050mm wide maintenance trolley models a range of accessories are available.

In addition, the drawers may be equipped with a wide range of divider styles.

Rear Shelf Kit

1025mm wide x 125mm deep rear shelf with support frame. The shelf has raised lips to all sides to prevent accidental roll off. An additional shelf may be fitted.



Item	Order Ref.
Single Shelf and Support	41010117.16V
Additional Shelf	41010118.16V

End Panel

Perfo end panel for all models. 525mm wide x 700mm high.



Order Ref.

41010119.16V

Hook Kit

10 piece hook kit for use with end panel. For more perfo accessory options see pages 144 - 149.



Order Ref.

14031410

End Panel Tray Kit

100mm deep x 90mm high tray for the end panel. May be fixed at the top, centrally or at the base.



Order Ref.

41010120.16V

Cupboard Shelf Kit



Adjustable galvanised shelves for the cupboards.

For Cupboard Width	Order Ref.
400mm	42101003.51V
525mm	42101006.51V

Static Cabinets

See pages 26 - 47

Perfo

See pages 138-149

Bins

See pages 154 - 155



- cupio cabinets
- cupio mobile
- cupio dividers
- cupio cupboards
- cupio benches
- perfo
- cnc
- verso cabinets
- verso mobile
- verso cupboards
- verso benches
- facilities
- cases & seating

cubio dividers



Quick and easy to install | Optimise storage space |

Tray, boxes & adjustable dividers

Divider Features & Benefits All the details that make bott dividers the finest range available.	Page 66
Inlay Mats Soft drawer mats for all drawer sizes.	Page 67
525mm Wide Cabinet Dividers Adjustable metal dividers, plastic box kits and plastic trough kits.	Page 68
650mm Wide Cabinet Dividers Adjustable metal dividers, plastic box kits and plastic trough kits.	Page 70
800mm Wide Cabinet Dividers Adjustable metal dividers, plastic box kits and plastic trough kits.	Page 73
1050mm Wide Cabinet Dividers Adjustable metal dividers, plastic box kits and plastic trough kits.	Page 76
1300mm Wide Cabinet Dividers Adjustable metal dividers, plastic box kits and plastic trough kits.	Page 78
Worktops & Bases Worktops, top trays and base plinths for all cabinets sizes.	Page 81

cupio cabinets
cupio mobile
cupio dividers
cupio cupboards
cupio benches
perfo
cnc
verso cabinets
verso mobile
verso cupboards
verso benches
facilities
cases & seating

cubio | **Dividers** Features & Benefits

Adjustable Metal Dividers

Galvanised metal dividers in a wide range of sizes to suit all cabinets

All parts are readily adjustable in position allowing individual layouts to be easily created and amended as requirements change.

Supplied as pre-designed kits for ease of choice. Custom layouts can be created, please ask for details.



Plastic Boxes

Tough plastic divider boxes in a wide range of sizes and heights.

All are easily removed to allow use elsewhere and easy amendment of layout.

Labelling kit available.

Supplied as pre-designed kits for ease of choice. Custom layouts can be created, please ask for details.



Plastic Troughs

Tough plastic trough sections in two, three or four channel types.

All are sub dividable and may be removed to allow easy amendment of layout.

Supplied as pre-designed kits for ease of choice. Custom layouts can be created, please ask for details.



cubio | Dividers Inlay Mats

Inlay Mats

Quality rubber matting for the drawer base.

Provides a softer, safer base for expensive or delicate items and can reduce noise especially in mobile applications.

May be used in conjunction with the metal dividers.



Cupboard		Order Ref.
Width	Depth	
525	525	41301003
525	650	41301005
650	525	41301005
650	650	41301006
650	750	41301007
800	525	41301008
800	650	41301009
800	750	41301010
1050	525	41301011
1050	650	41301012
1050	750	41301013
1300	525	41301014
1300	650	41301015
1300	750	41301016



A wide range of drawer foam inserts are available for bott cubio cabinets. Please contact us for more details.

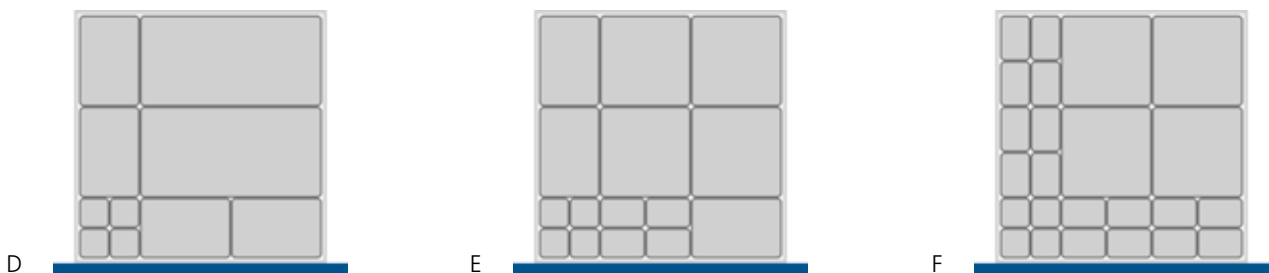
cubio | Dividers 525 Wide x 525 Deep Cabinet / Cupboard (400 x 400 internal)

525mm Wide x 525mm Deep Metal Dividers



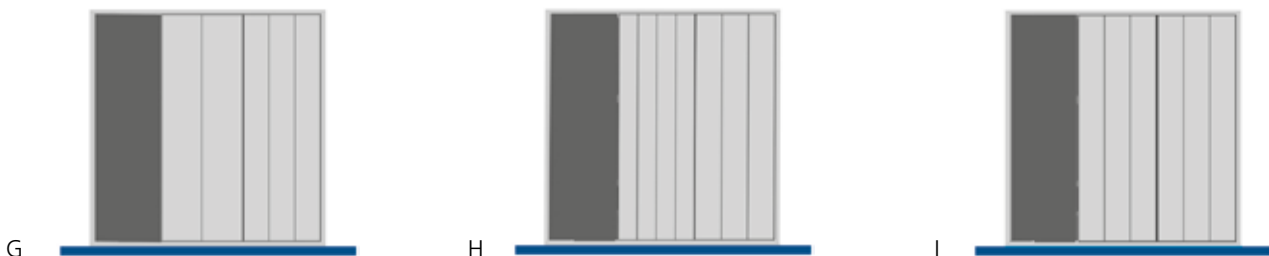
Model	Total Compartments	Qty of Compartments			75mm Drawer	100 / 125mm Drawer	150mm+ Drawer
		125	150	250	Order Ref.	Order Ref.	Order Ref.
A	6		3	3	43020622.51	43020624.51	43020626.51
B	8	5	3		43020623.51	43020625.51	43020627.51
C	10	7	3		43020711.51	43020712.51	43020713.51

525mm Wide x 525mm Deep Plastic Boxes



Model	Qty of Boxes	Quantity of Boxes								75mm Drawer	100mm+ Drawer
		50 x 50	50 x 75	75 x 75	75 x 150	100 x 150	125 x 150	150 x 150	300 x 150	Order Ref.	Order Ref.
D	10	4				4			2	/	43020750
E	15	4	4			3		4		43020792	43020751
F	24	4	16					4		43020793	43020752

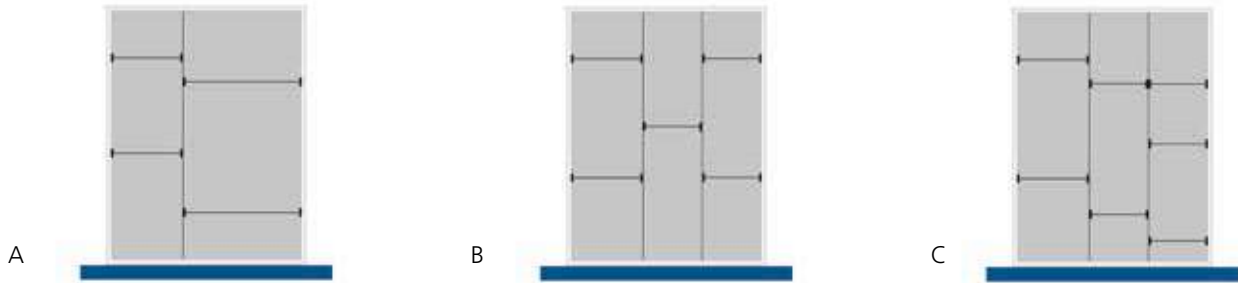
525mm Wide x 525mm Deep Plastic Troughs



Model	Total Compartments	Qty of Troughs			Trough Dividers			75mm+ Drawer
		70	45	33	70	45	33	Order Ref.
G	15	2	3		4	6		43020004
H	21		3	4		6	8	43020005
I	18		6			12		43020006

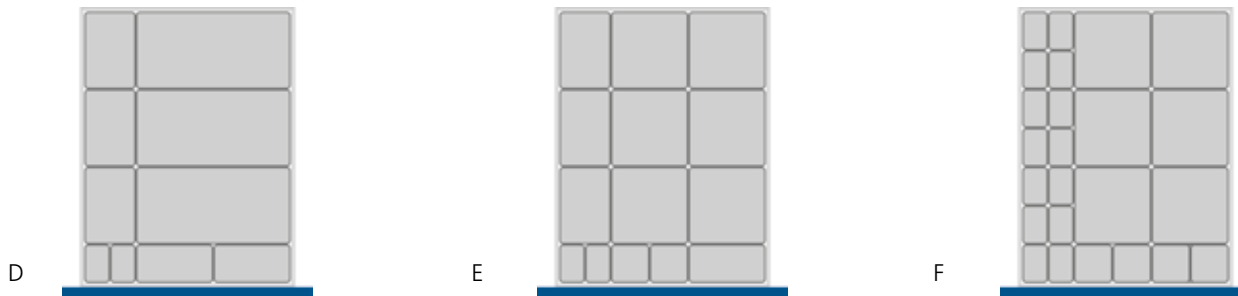
cubio | Dividers 525 Wide x 650 Deep Cabinet / Cupboard (400 x 525 internal)

525mm Wide x 650mm Deep Metal Dividers



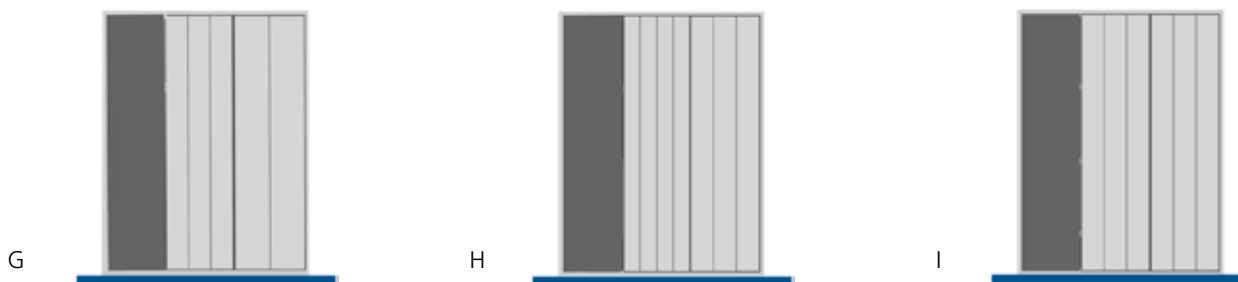
Model	Total Compartments	Qty of Compartments			75mm Drawer	100 / 125mm Drawer	150mm+ Drawer
		125	150	250	Order Ref.	Order Ref.	Order Ref.
A	6		3	3	43020628.51	43020630.51	43020632.51
B	8	5	3		43020629.51	43020631.51	43020633.51
C	10	7	3		43020714.51	43020715.51	43020716.51

525mm Wide x 650mm Deep Plastic Boxes



Model	Qty of Boxes	Quantity of Boxes								75mm Drawer	100mm+ Drawer
		50 x 50	50 x 75	75 x 75	75 x 150	100 x 150	125 x 150	150 x 150	300 x 150	Order Ref.	Order Ref.
D	10		2		2	3			3	/	43020753
E	14		2	2	1	3		6		43020794	43020754
F	24		14	4				6		43020795	43020755

525mm Wide x 650mm Deep Plastic Troughs



Model	Total Compartments	Qty of Troughs			Trough Dividers			75mm+ Drawer
		70	45	33	70	45	33	Order Ref.
G	20	2	3		6	9		43020019
H	28		3	4		9	12	43020020
I	24		6			18		43020021

- cubio cabinets
- cubio mobile
- cubio dividers
- cubio cupboards
- cubio benches
- perfo
- cnc
- verso cabinets
- verso mobile
- verso cupboards
- verso benches
- facilities
- cases & seating


cubio | Dividers 650 Wide x 525 Deep Cabinet / Cupboard (525 x 400 internal)

650mm Wide x 525mm Deep Metal Dividers



Model	Total Compartments	Qty of Compartments			75mm Drawer	100 / 125mm Drawer	150mm+ Drawer
		125	150	250	Order Ref.	Order Ref.	Order Ref.
A	7	3	2	2	43020717.51	43020718.51	43020719.51
B	8	2	3	3	43020634.51	43020636.51	43020638.51
C	9	6	3		43020635.51	43020637.51	43020639.51

650mm Wide x 525mm Deep Plastic Boxes



Model	Qty of Boxes	Quantity of Boxes								75mm Drawer	100mm+ Drawer
		50 x 50	50 x 75	75 x 75	75 x 150	100 x 150	125 x 150	150 x 150	300 x 150	Order Ref.	Order Ref.
D	10		2		2	3			3	/	43020756
E	14		2	2	1	3		6		43020796	43020757
F	24		14	4				6		43020797	43020758

650mm Wide x 525mm Deep Plastic Troughs



Model	Total Compartments	Qty of Troughs			Trough Dividers			75mm+ Drawer
		70	45	33	70	45	33	Order Ref.
G	27	2	3	4	4	6	8	43020007
H	24	2	6		4	12		43020008
I	33		3	8		6	16	43020009

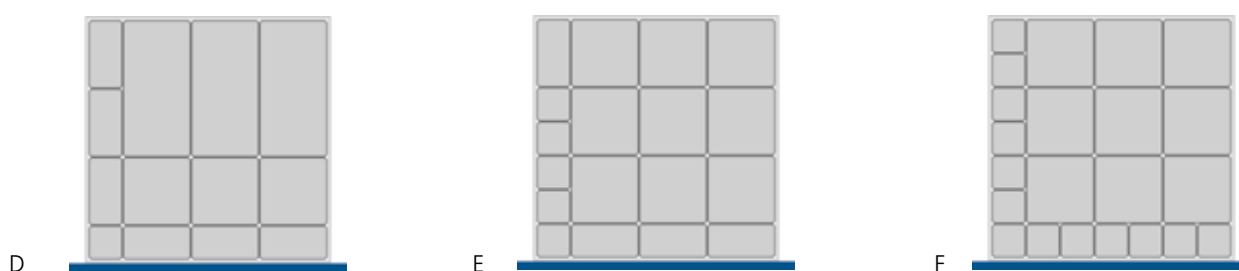
cubio | Dividers 650 Wide x 650 Deep Cabinet / Cupboard (525 x 525 internal)

650mm Wide x 650mm Deep Metal Dividers




Model	Total Compartments	Qty of Compartments			75mm Drawer	100 / 125mm Drawer	150mm+ Drawer
		125	150	250	Order Ref.	Order Ref.	Order Ref.
A	9	6	3		43020641.51	43020643.51	43020645.51
B	10	4	3	3	43020640.51	43020642.51	43020644.51
C	12	4	4	4	43020720.51	43020721.51	43020722.51

650mm Wide x 650mm Deep Plastic Boxes



Model	Qty of Boxes	Quantity of Boxes								75mm Drawer	100mm+ Drawer
		50 x 50	50 x 75	75 x 75	75 x 150	100 x 150	125 x 150	150 x 150	300 x 150	Order Ref.	Order Ref.
D	13			1	6			3	3	/	43020759
E	18			5	4			9		43020798	43020760
F	22			13				9		43020799	43020761

650mm Wide x 650mm Deep Plastic Troughs

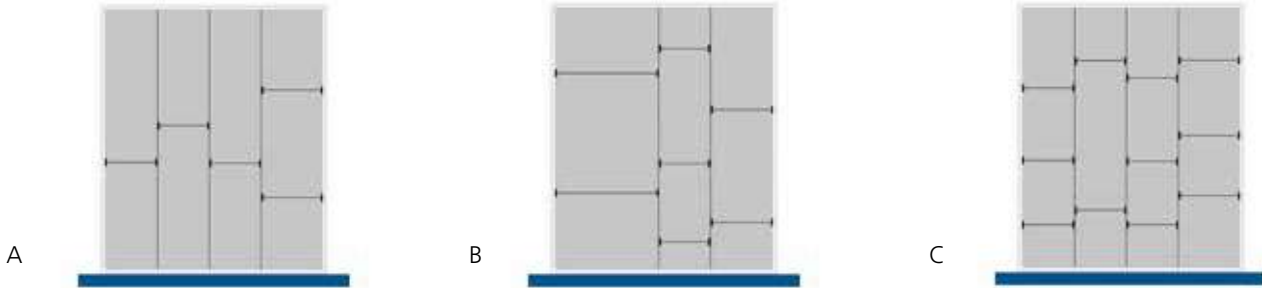


Model	Total Compartments	Qty of Troughs			Trough Dividers			75mm+ Drawer
		70	45	33	70	45	33	Order Ref.
G	36	2	3	4	6	9	12	43020022
H	32	2	6		6	18		43020023
I	44		3	8		9	24	43020024

- cubio cabinets
- cubio mobile
- cubio dividers
- cubio cupboards
- cubio benches
- perfo
- cnc
- verso cabinets
- verso mobile
- verso cupboards
- verso benches
- facilities
- cases & seating


cubio | Dividers 650 Wide x 750 Deep Cabinet / Cupboard (525 x 625 internal)

650mm Wide x 750mm Deep Metal Dividers



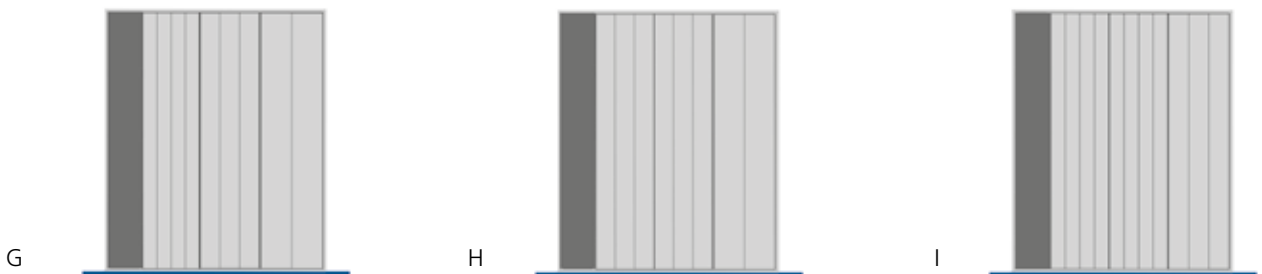
Model	Total Compartments	Qty of Compartments			75mm Drawer	100 / 125mm Drawer	150mm+ Drawer
		125	150	250	Order Ref.	Order Ref.	Order Ref.
A	9	6	3		43020647.51	43020649.51	43020651.51
B	10	4	3	3	43020646.51	43020648.51	43020650.51
C	15	11	4		43020723.51	43020724.51	43020725.51

650mm Wide x 750mm Deep Plastic Boxes



Model	Qty of Boxes	Quantity of Boxes								75mm Drawer	100mm+ Drawer
		50 x 50	50 x 75	75 x 75	75 x 150	100 x 150	125 x 150	150 x 150	300 x 150	Order Ref.	Order Ref.
D	18		2	1	6	3		3	3	/	43020762
E	22		2	3	5	3		9		43020800	43020763
F	33		14	7	3		9			43020801	43020764

650mm Wide x 750mm Deep Plastic Troughs



Model	Total Compartments	Qty of Troughs			Trough Dividers			75mm+ Drawer
		70	45	33	70	45	33	Order Ref.
G	46	2	3	4	8	12	16	43020037
H	41	2	6		8	24		43020038
I	56		3	8		12	32	43020039

cubio | Dividers 800 Wide x 525 Deep Cabinet / Cupboard (675 x 400 internal)

800mm Wide x 525mm Deep Metal Dividers



A



B



C

Model	Total Compartments	Qty of Compartments			75mm Drawer	100 / 125mm Drawer	150mm+ Drawer
		125	150	250	Order Ref.	Order Ref.	Order Ref.
A	7	1	4	2	43020726.51	43020727.51	43020728.51
B	11	4	4	3	43020652.51	43020654.51	43020656.51
C	15	9	6		43020653.51	43020655.51	43020657.51


800mm Wide x 525mm Deep Plastic Boxes



D



E



F

Model	Qty of Boxes	Quantity of Boxes								75mm Drawer	100mm+ Drawer
		50 x 50	50 x 75	75 x 75	75 x 150	100 x 150	125 x 150	150 x 150	300 x 150	Order Ref.	Order Ref.
D	12		2		2	4			4	/	43020765
E	17		2	2	1	4		8		43020802	43020766
F	30		18	4				8		43020803	43020767

800mm Wide x 525mm Deep Plastic Troughs



G



H



I

Model	Total Compartments	Qty of Troughs			Trough Dividers			75mm+ Drawer
		70	45	33	70	45	33	Order Ref.
G	36	2	6	4	4	12	8	43020010
H	30	4	6		8	12		43020011
I	42		6	8		12	16	43020012

cubio cabinets

cubio mobile

cubio dividers

cubio cupboards

cubio benches

perfo

cnc

verso cabinets

verso mobile

verso cupboards

verso benches

facilities

cases & seating

cubio | Dividers 800 Wide x 650 Deep Cabinet / Cupboard (675 x 525 internal)

800mm Wide x 650mm Deep Metal Dividers



A



B



C

Model	Total Compartments	Qty of Compartments			75mm Drawer	100 / 125mm Drawer	150mm+ Drawer
		125	150	250	Order Ref.	Order Ref.	Order Ref.
A	7	1	4	2	43020729.51	43020730.51	43020731.51
B	11	4	4	3	43020658.51	43020660.51	43020662.51
C	15	9	6		43020659.51	43020661.51	43020663.51


800mm Wide x 650mm Deep Plastic Boxes



D



E



F

Model	Qty of Boxes	Quantity of Boxes								75mm Drawer	100mm+ Drawer
		50 x 50	50 x 75	75 x 75	75 x 150	100 x 150	125 x 150	150 x 150	300 x 150	Order Ref.	Order Ref.
D	16			1	7			4	4	/	43020768
E	21			3	6			12		43020804	43020769
F	27			15				12		43020805	43020770

800mm Wide x 650mm Deep Plastic Troughs



G



H




I

Model	Total Compartments	Qty of Troughs			Trough Dividers			75mm+ Drawer
		70	45	33	70	45	33	Order Ref.
G	49	2	6	4	6	18	12	43020025
H	40	4	6		12	18		43020026
I	56		6	8		18	24	43020027


cubio | Dividers 800 Wide x 750 Deep Cabinet / Cupboard (675 x 625 internal)

800mm Wide x 750mm Deep Metal Dividers



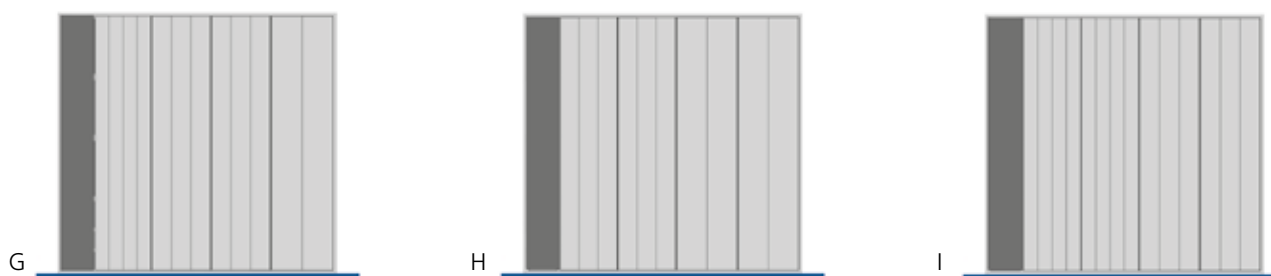
Model	Total Compartments	Qty of Compartments			75mm Drawer	100 / 125mm Drawer	150mm+ Drawer
		125	150	250	Order Ref.	Order Ref.	Order Ref.
A	11	4	4	3	43020664.51	43020666.51	43020668.51
B	15	9	6		43020665.51	43020667.51	43020669.51
C	22	14	8		43020732.51	43020733.51	43020734.51

800mm Wide x 750mm Deep Plastic Boxes



Model	Qty of Boxes	Quantity of Boxes								75mm Drawer	100mm+ Drawer
		50 x 50	50 x 75	75 x 75	75 x 150	100 x 150	125 x 150	150 x 150	300 x 150	Order Ref.	Order Ref.
D	20		2	1	7	4			6	/	43020771
E	27		2	3	6	4		12		43020806	43020772
F	41		18	7	4			12		43020807	43020773

800mm Wide x 750mm Deep Plastic Troughs



Model	Total Compartments	Qty of Troughs			Trough Dividers			75mm+ Drawer
		70	45	33	70	45	33	Order Ref.
G	60	2	6	4	8	24	16	43020040
H	50	4	6		16	24		43020041
I	70		6	8		24	32	43020042

- cubio cabinets
- cubio mobile
- cubio dividers
- cubio cupboards
- cubio benches
- perfo
- cnc
- verso cabinets
- verso mobile
- verso cupboards
- verso benches
- facilities
- cases & seating

cubio | Dividers 1050 Wide x 650 Deep Cabinet / Cupboard (925 x 525 internal)

1050mm Wide x 650mm Deep Metal Dividers



A




B




C

Model	Total Compartments	Qty of Compartments			75mm Drawer	100 / 125mm Drawer	150mm+ Drawer
		125	150	250	Order Ref.	Order Ref.	Order Ref.
A	10	2	4	4	43020735.51	43020736.51	43020737.51
B	13	6	4	3	43020676.51	43020678.51	43020680.51
C	16	4	6	6	43020677.51	43020679.51	43020681.51


1050mm Wide x 650mm Deep Plastic Boxes



D



E



F

Model	Qty of Boxes	Quantity of Boxes								75mm Drawer	100mm+ Drawer
		50 x 50	50 x 75	75 x 75	75 x 150	100 x 150	125 x 150	150 x 150	300 x 150	Order Ref.	Order Ref.
D	24		2	1	8	3		5	5	/	43020774
E	29		2	1	8	3		15		43020808	43020775
F	43		14	11	3			15		43020809	43020776

1050mm Wide x 650mm Deep Plastic Troughs



G



H



I

Model	Total Compartments	Qty of Troughs			Trough Dividers			75mm+ Drawer
		70	45	33	70	45	33	Order Ref.
G	52	4	6	8	12	18	24	43020028
H	64	6	6	4	18	18	12	43020029
I	84		9	12		27	36	43020030

cubio | Dividers 1050 Wide x 750 Deep Cabinet / Cupboard (925 x 625 internal)

1050mm Wide x 750mm Deep Metal Dividers



A




B




C

Model	Total Compartments	Qty of Compartments			75mm Drawer	100 / 125mm Drawer	150mm+ Drawer
		125	150	250	Order Ref.	Order Ref.	Order Ref.
A	13	6	4	3	43020682.51	43020684.51	43020686.51
B	16	4	6	6	43020683.51	43020685.51	43020687.51
C	23	12	8	3	43020738.51	43020739.51	43020740.51


1050mm Wide x 750mm Deep Plastic Boxes



D



E



F

Model	Qty of Boxes	Quantity of Boxes								75mm Drawer	100mm+ Drawer
		50 x 50	50 x 75	75 x 75	75 x 150	100 x 150	125 x 150	150 x 150	300 x 150	Order Ref.	Order Ref.
D	33	4	4	1	8	8		1	7	/	43020777
E	40	4	4	1	8	8		15		43020810	43020778
F	64	4	36	1	8			15		43020811	43020779

1050mm Wide x 750mm Deep Plastic Troughs



G



H



I

Model	Total Compartments	Qty of Troughs			Trough Dividers			75mm+ Drawer
		70	45	33	70	45	33	Order Ref.
G	74	4	6	8	16	24	32	43020043
H	80	6	6	4	24	24	16	43020044
I	105		9	12		36	48	43020045

cubio cabinets

cubio mobile

cubio dividers

cubio cupboards

cubio benches

perfo

cnc

verso cabinets

verso mobile

verso cupboards

verso benches

facilities

cases & seating

cubio | Dividers 1300 Wide x 525 Deep Cabinet / Cupboard (1175 x 400 internal)

1300mm Wide x 525mm Deep Metal Dividers



A



B



C

Model	Total Compartments	Qty of Compartments			75mm Drawer	150mm+ Drawer
		125	150	250	Order Ref.	Order Ref.
A	14	6	4	4	43020688.51	43020692.51
B	16	3	6	7	43020743.51	43020742.51
C	20	3	8	9	43020689.51	43020693.51


1300mm Wide x 525mm Deep Plastic Boxes



D



E



F

Model	Qty of Boxes	Quantity of Boxes							75mm Drawer	100mm+ Drawer	
		50 x 50	50 x 75	75 x 75	75 x 150	100 x 150	125 x 150	150 x 150	300 x 150	Order Ref.	Order Ref.
D	24	2	6		2	7			7	/	43020780
E	31	2	6		2	7		14		43020812	43020781
F	52	2	34		2			14		43020813	43020782

1300mm Wide x 525mm Deep Plastic Troughs



G



H

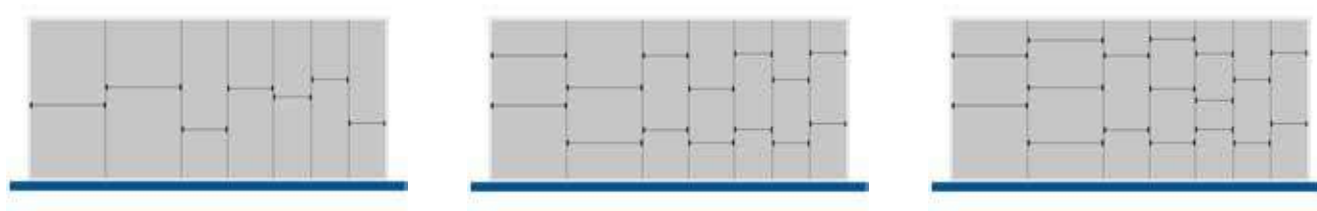


I

Model	Total Compartments	Qty of Troughs			Trough Dividers			75mm+ Drawer
		70	45	33	70	45	33	Order Ref.
G	55	4	9	8	8	18	16	43020016
H	51	8	6		16	18		43020017
I	59		9	16		18	32	43020018

cubio | **Dividers** 1300 Wide x 650 Deep Cabinet / Cupboard (1175 x 525 internal)

1300mm Wide x 650mm Deep Metal Dividers




A

B

C

Model	Total Compartments	Qty of Compartments			75mm Drawer	100 / 125mm Drawer	150mm+ Drawer
		125	150	250	Order Ref.	Order Ref.	Order Ref.
A	14	6	4	4	43020694.51	43020696.51	43020698.51
B	21	9	6	6	43020695.51	43020697.51	43020699.51
C	24	10	7	7	43020746.51	43020744.51	43020745.51

1300mm Wide x 650mm Deep Plastic Boxes



D

E

F

Model	Qty of Boxes	Quantity of Boxes								75mm Drawer	100mm+ Drawer
		50 x 50	50 x 75	75 x 75	75 x 150	100 x 150	125 x 150	150 x 150	300 x 150	Order Ref.	Order Ref.
D	32		7	1	10			7	7	/	43020783
E	39		7	1	10			21		43020814	43020784
F	46		7	9	12			18		43020815	43020785

1300mm Wide x 650mm Deep Plastic Troughs



G

H

I

Model	Total Compartments	Qty of Troughs			Trough Dividers			75mm+ Drawer
		70	45	33	70	45	33	Order Ref.
G	84	4	9	8	12	27	24	43020031
H	68	8	6		24	27		43020032
I	100		9	16		27	48	43020033

- cubio cabinets
- cubio mobile
- cubio dividers
- cubio cupboards
- cubio benches
- perfo
- cnc
- verso cabinets
- verso mobile
- verso cupboards
- verso benches
- facilities
- cases & seating

cubio | Dividers 1300 Wide x 750 Deep Cabinet / Cupboard (1175 x 625 internal)

1300mm Wide x 750mm Deep Metal Dividers



A



B



C

Model	Total Compartments	Qty of Compartments			75mm Drawer	100 / 125mm Drawer	150mm+ Drawer
		125	150	250	Order Ref.	Order Ref.	Order Ref.
A	14	6	4	4	43020700.51	43020702.51	43020704.51
B	20	3	8	9	43020701.51	43020703.51	43020705.51
C	24	4	8	12	43020747.51	43020748.51	43020749.51


1300mm Wide x 750mm Deep Plastic Boxes



D



E



F

Model	Qty of Boxes	Quantity of Boxes								75mm Drawer	100mm+ Drawer
		50 x 50	50 x 75	75 x 75	75 x 150	100 x 150	125 x 150	150 x 150	300 x 150	Order Ref.	Order Ref.
D	40	2	9	1	10	7		1	10	/	43020786
E	50	2	9	1	10	7		21		43020816	43020787
F	71	2	37	1	10			21		43020817	43020788

1300mm Wide x 750mm Deep Plastic Troughs



G



H



I

Model	Total Compartments	Qty of Troughs			Trough Dividers			75mm+ Drawer
		70	45	33	70	45	33	Order Ref.
G	105	4	9	8	16	36	32	43020046
H	95	8	9		32	36		43020047
I	125		9	16		36	64	43020048

Cabinet Worktops

Worksurfaces are available for all cabinet sizes. Choose from 40mm worktops or top tray with inlaid mat.



Multiplex

40mm, resin bonded, layered hardwood beech ply with cross laminated construction. A tough general duty worktop suitable for most workshop applications.

Lino

40mm overall with a 38mm particle board core and a 2mm grey linoleum surface and a durable plastic edgebanding. An easy clean top with good surface resistance to water, oils, acids and chemicals. Ideal for office, assembly and storage areas.

Metal top tray

4 raised sides to prevent accidental roll off of items. Inlaid is a quality slip resistant mat. Increases height by 15mm. Supplied in RAL7035 light grey only.



Cabinet		Multiplex Worktop	Lino Worktop	Top Tray
Width	Depth	Order Ref.	Order Ref.	Order Ref.
525	525	41201005.08V	41201005.15V	42102005.16V
525	650	41201006.08V	41201006.15V	42102006.16V
650	525	41201006.08V	41201006.15V	42102006.16V
650	650	41201008.08V	41201008.15V	42102008.16V
650	750	41201009.08V	41201009.15V	42102009.16V
800	525	41201011.08V	41201011.15V	42102011.16V
800	650	41201012.08V	41201012.15V	42102012.16V
800	750	41201013.08V	41201013.15V	42102013.16V
1050	525	41201015.08V	41201015.15V	42102015.16V
1050	650	41201016.08V	41201016.15V	42102016.16V
1050	750	41201017.08V	41201017.15V	42102017.16V
1300	525	41201019.08V	41201019.15V	42102019.16V
1300	650	41201020.08V	41201020.15V	42102020.16V
1300	750	41201021.08V	41201021.15V	42102021.16V

- cubio cabinets
- cubio mobile
- cubio dividers
- cubio cupboards
- cubio benches
- perfo
- cnc
- verso cabinets
- verso mobile
- verso cupboards
- verso benches
- facilities
- cases & seating

cubio | Dividers Bases

Base Plinth

Totally enclosed 50mm base plinth. Suitable for total loads of up to 1.5 tonnes.

Supplied in RAL7035 light grey only.




Cabinet		Order Ref.
Width	Depth	
525	525	41430021.16V
525	650	41430022.16V
650	525	41430025.16V
650	650	41430026.16V
650	750	41430027.16V
800	525	41430029.16V
800	650	41430030.16V
800	750	41430031.16V
1050	525	41430033.16V
1050	650	41430034.16V
1050	750	41430035.16V
1300	525	41430037.16V
1300	650	41430038.16V
1300	750	41430039.16V



Forklift Base

100mm high base plinth incorporating fork lift channels. Suitable for total loads of up to 1 tonne.

Comes complete with a removable faceplate. Supplied in RAL7035 light grey only.



Cabinet		Order Ref.
Width	Depth	
525	525	41430075.16V
525	650	41430076.16V
650	525	41430004.16V
650	650	41430008.16V
650	750	41430012.16V
800	525	41430005.16V
800	650	41430009.16V
800	750	41430013.16V
1050	525	41430006.16V
1050	650	41430010.16V
1050	750	41430014.16V
1300	525	41430007.16V
1300	650	41430011.16V
1300	750	41430015.16V



- cupboards
- mobile
- dividers
- cupboards
- benches
- perfo
- cnc
- verso cabinets
- verso mobile
- verso cupboards
- verso benches
- facilities
- cases & seating

cubio cupboards



Heavy duty construction | 100kg galvanized steel shelves |
75kg, 100% extension drawers

Standard Duty Cupboards

Hinged door

Economic, shelved cupboards.

Page 86

Heavy Duty Cupboards

Cupboard Features & Benefits

All the details that make bott cubio cupboards the finest range available.

Page 88

Hinged Door

Heavy duty, shelved cupboards.

Page 90

Window Door

Heavy duty capacity with instant visual reference.

Page 92

Roller Shutter Door

For narrow aisles or high capacity areas with full width entry.

Page 94

Sliding Door

Space saving models with the security of steel doors.

Page 96

Kitted Cupboards

High specification cupboards with shelves and drawers.

Page 98

Mini Workshops

Self contained units with worktops, panels, shelves and drawers.

Page 100

Power / Water / Air Supply Cupboards

Lockable cupboards with power or fluid supply reels.

Page 102

Waste Bin Cupboards

Cupboards complete with removable bins in slide out drawers.

Page 103

Cabinet with Vice

Lockable cabinet with high-quality forged steel vice.

Page 103

Cupboard Components

Individual items for custom configurations.

Page 104

Shelving

Rapid assembly shelving to compliment the cupboard range.

Page 111

cubio | **Cupboards** Standard Duty Cupboards

Standard Duty Cupboards

Standard duty cupboards are manufactured to the same exacting standards as the rest of the bott cubio range but offered in a more economic format.

As well as the system sizes an additional compact depth of 325mm is available.

This model is particularly useful when used with the No.3 bin for small parts storage or for A4 paper.

- 1000mm or 2000mm high
- 800mm or 1050mm wide
- 325mm or 525mm deep
- 75kg U.D.L. capacity galvanised steel shelves
- Reinforced doors

Please note the standard duty cupboards are not compatible with the shelves, drawers, panels or other accessories from the heavy duty cubio cupboard range.



Hinged Doors



Reinforced steel doors with zinc plated locking bars and cam providing secure 3 point locking. Master and group locking options.

Plastic Bins



The number 3 and 4 bins fit perfectly within the cupboards for high capacity component storage.

Galvanised Shelves



Durable, scuff resistant shelves adjustable on a 25mm pitch and offering 75kg U.D.L. capacity.

Standard Duty Cupboards



cupio
cabinets

cupio
mobile

cupio
dividers

cupio
cupboards

cupio
benches

perfo

cnc

verso
cabinets

800mm Wide Models

Height (mm)	Width (mm)	Depth (mm)	Shelves	Order Ref.
1000	800	325	2	40031009.11V
1000	800	525	2	40031021.11V
2000	800	325	3	40031012.11V
2000	800	525	3	40031024.11V
extra shelf	800	325	42101068.51V	
extra shelf	800	525	42101071.51V	

verso
mobile

verso
cupboards

1050mm Wide Models

Height (mm)	Width (mm)	Depth (mm)	Shelves	Order Ref.
1000	1050	325	2	40031015.11V
1000	1050	525	2	40031027.11V
2000	1050	325	3	40031018.11V
2000	1050	525	3	40031030.11V
extra shelf	1050	325	42101069.51V	
extra shelf	1050	525	42101072.51V	

verso
benches

facilities

cases &
seating

Housing:

RAL 7035 – light grey

Top, bottom and fronts:

RAL 5010 – gentian blue

RAL 7035 – light grey

RAL 3004 – crimson red

RAL 7016 – anthracite grey

cubio | **Cupboards** Features & Benefits





Robust Housing

Bott cubio cabinets have reinforced steel housings with up to 1 tonne total capacity. Huge range of plan sizes and heights.

Multiple Door Styles

Choose from reinforced panel lined hinged; sliding; up / over roller shutter or window panel doors.

Galvanised Steel Shelves

Durable, scuff resistant shelves in full and half depth styles. 100kg U.D.L. capacity (extra heavy duty 160kg available as an option).

Internal Fittings

Internal options include Perfo liner panels, hook on bins, drop in base, internal multiplex worktops, sliding shelves, hanging rails and CNC storage.

75kg Internal Drawers

Standard fitment drawers are 75kg U.D.L. capacity with full 100% extension roller bearing slides and scuff resistant galvanised pans.

Dividers

Tough, sub dividable plastic troughs, removable plastic boxes and adjustable metal dividers allow multiple separation possibilities for efficient and tidy storage.

Fork Lift Base

Make light work of moving heavy cabinets with the optional fork lift base. Enclosed fixed height base kits are also available.

cubio
cabinets

cubio
mobile

cubio
dividers

cubio
cupboards

cubio
benches

perfo

cnc

verso
cabinets

verso
mobile

verso
cupboards

verso
benches


facilities

cases &
seating

cubio | **Cupboards** Perfo Panel Lined Hinged Doors

Cupboards With Perfo Panel Lined Doors

- Heavy duty cupboards with lockable doors
- Perfo door liner panels
- 160kg U.D.L. capacity on 1300mm wide models, 100kg on all others
- Shown with galvanised steel shelves, for kitted models see pages 98 - 101



Models shown have perfo panel door liners. Louvre panel doors are also available, please ask for details.



525mm Deep Models **650mm Deep Models**

525mm Wide x 525mm Deep

Height (mm)	Shelves	Order Ref.
600	1	40010095.11V
700	1	40010096.11V
800	2	40010097.11V
900	2	40010125.11V
1000	2	40010098.11V
1200	3	40010099.11V
extra shelf 525 x 525		42101006.51V

650mm Wide x 650mm Deep

Height (mm)	Shelves	Order Ref.
800	2	40019120.11V
900	2	40019163.11V
1000	2	40019121.11V
1200	3	40019122.11V
1600	3	40019158.11V
2000	4	40019125.11V
extra shelf 650 x 650		42101011.51V

800mm Wide x 525mm Deep

Height (mm)	Shelves	Order Ref.
800	2	40012077.11V
900	2	40012115.11V
1000	2	40012078.11V
1200	3	40012079.11V
1600	3	40012081.11V
2000	4	40012084.11V
extra shelf 800 x 525		42101014.51V

800mm Wide x 650mm Deep

Height (mm)	Shelves	Order Ref.
800	2	40020110.11V
900	2	40020144.11V
1000	2	40020111.11V
1200	3	40020112.11V
1600	3	40020114.11V
2000	4	40020117.11V
extra shelf 800 x 650		42101015.51V

1050mm Wide x 525mm Deep

Height (mm)	Shelves	Order Ref.
800	2	40013046.11V
900	2	40013077.11V
1000	2	40013047.11V
1200	3	40013048.11V
1600	3	40013050.11V
2000	4	40013053.11V
extra shelf 1050 x 525		42101018.51V

1050mm Wide x 650mm Deep

Height (mm)	Shelves	Order Ref.
800	2	40021094.11V
900	2	40021205.11V
1000	2	40021095.11V
1200	3	40021096.11V
1600	3	40021098.11V
2000	4	40021101.11V
extra shelf 1050 x 650		42101019.51V

1300mm Wide x 525mm Deep

Height (mm)	Shelves	Order Ref.
800	2	40014046.11V
900	2	40014066.11V
1000	2	40014047.11V
1200	3	40014048.11V
1600	3	40014050.11V
2000	4	40014053.11V
extra shelf 1300 x 525		42101022.51V

1300mm Wide x 650mm Deep

Height (mm)	Shelves	Order Ref.
800	2	40022046.11V
900	2	40022102.11V
1000	2	40022047.11V
1200	3	40022048.11V
1600	3	40022050.11V
2000	4	40022053.11V
extra shelf 1300 x 650		42101023.51V

Housing:

RAL 7035 – light grey	.11	.16	.24	.19
-----------------------	-----	-----	-----	-----

Top, bottom and fronts:

RAL 5010 – gentian blue	RAL 7035 – light grey	RAL 3004 – crimson red	RAL 7016 – anthracite grey
-------------------------	-----------------------	------------------------	----------------------------

cubio | Cupboards Window Door

Window Door Cupboards

- Lockable doors with perspex windows
- Easy visual stock / tool check promotes good working practices
- Shown with galvanised steel shelves, all other internal accessories such as drawers and liner panels may be used

Panel Kits



See page 106

Accessories



See pages 106 - 110

Bins



See pages 154 - 155



1050mm Wide x 525mm Deep

Height (mm)	Shelves	Order Ref.
1200	3	40013061.11V
1600	3	40013062.11V
2000	4	40013064.11V
extra shelf 1050 x 525		42101018.51V

1050mm Wide x 650mm Deep

Height (mm)	Shelves	Order Ref.
1200	3	40021131.11V
1600	3	40021132.11V
2000	4	40021134.11V
extra shelf 1050 x 650		42101019.51V

1300mm Wide x 525mm Deep

Height (mm)	Shelves	Order Ref.
1200	3	40014056.11V
1600	3	40014057.11V
2000	4	40014058.11V
extra shelf 1300 x 525		42101022.51V

1300mm Wide x 650mm Deep

Height (mm)	Shelves	Order Ref.
1200	3	40022058.11V
1600	3	40022059.11V
2000	4	40022060.11V
extra shelf 1300 x 650		42101023.51V


Housing:

RAL 7035 – light grey

Top, bottom and fronts:

.11
.16
.24
.19

RAL 5010 – gentian blue RAL 7035 – light grey RAL 3004 – crimson red RAL 7016 – anthracite grey

 cubio
cabinets

 cubio
mobile

 cubio
dividers

 cubio
cupboards

 cubio
benches

perfo

cnc

 verso
cabinets

 verso
mobile

 verso
cupboards

 verso
benches

facilities

 cases &
seating

cubio | Cupboards Roller Shutter Door

Roller Shutter Door Cupboards

- Lockable, space saving roller shutter doors
- Ideal for narrow aisles or restricted floor areas
- Compatible with galvanised steel shelves and all other internal accessories such as drawers and liner panels
- Durable rigid plastic door in light grey only
- 1050mm or 1300mm wide x 650mm deep



The roller shutter door is supplied in light grey plastic only with the top and bottom beams finished in the chosen colour.



1300mm Wide x 650mm Deep

Height (mm)	Shelves	Order Ref.
1200	3	40201012.11V
extra shelf 1300 x 650		42101023.51V

Height (mm)	Shelves	Order Ref.
2000	4	40201013.11V
extra shelf 1300 x 650		42101023.51V

Panel Kits



See page 106

Accessories



See pages 106 - 110

Bins



See pages 154 - 155

1050mm Wide x 650mm Deep



Height (mm)	Shelves	Drawers (Qty x Front Height)	Panels	Order Ref.
1200	3	/	/	40201009.11V
2000	3	/	/	40201021.11V
2000	4	/	/	40201011.11V
2000	2	2x 175mm	2x Louvre	40201023.11V
2000	1	6x 175mm	2x Louvre	40201024.11V



Housing:

RAL 7035 – light grey

Top, bottom and fronts:

.11
.16
.24
.19
 RAL 5010 – gentian blue RAL 7035 – light grey RAL 3004 – crimson red RAL 7016 – anthracite grey

- cubio cabinets
- cubio mobile
- cubio dividers
- cubio cupboards
- cubio benches
- perfo
- cnc
- verso cabinets
- verso mobile
- verso cupboards
- verso benches
- facilities
- cases & seating

cubio | **Cupboards** Sliding Door

Sliding Door Cupboards

- Lockable, space saving, steel sliding doors
- Ideal for narrow aisles or restricted floor areas

Bins



See pages 154 - 155

Accessories



See pages 106 - 110



1050mm Wide 1300mm Wide



1050mm Wide x 525mm Deep

1300mm Wide x 525mm Deep

Height	Depth	Shelves	Order Ref.
800	525	2	40013067.11V
1000	525	2	40013068.11V
1200	525	3	40013069.11V
1600	525	3	40013072.11V
2000	525	4	40013071.11V
extra shelf 1050 x 525			42101018.51V

Height	Depth	Shelves	Order Ref.
800	525	2	40014059.11V
1000	525	2	40014060.11V
1200	525	3	40014061.11V
1600	525	3	40014064.11V
2000	525	4	40014063.11V
extra shelf 1300 x 525			42101022.51V

1050mm Wide x 650mm Deep

1300mm Wide x 650mm Deep

Height	Depth	Shelves	Order Ref.
800	650	2	40021137.11V
1000	650	2	40021138.11V
1200	650	3	40021139.11V
1600	650	3	40021214.11V
2000	650	4	40021141.11V
extra shelf 1050 x 650			42101019.51V

Height	Depth	Shelves	Order Ref.
800	650	2	40022061.11V
1000	650	2	40022062.11V
1200	650	3	40022063.11V
1600	650	3	40022094.11V
2000	650	4	40022065.11V
extra shelf 1300 x 650			42101023.51V

Housing:

Top, bottom and fronts:

RAL 7035 – light grey	.11	RAL 7035 – light grey	.24	.19
	RAL 5010 – gentian blue		RAL 3004 – crimson red	RAL 7016 – anthracite grey

- cubio cabinets
- cubio mobile
- cubio dividers
- cubio cupboards
- cubio benches
- perfo
- cnc
- verso cabinets
- verso mobile
- verso cupboards
- verso benches
- facilities
- cases & seating

cubio | Cupboards Kitted Cupboards

Cupboards with Drawers & Shelves

- 160kg U.D.L. capacity per shelf on 1300mm wide models, 100kg on 1050mm
- 75kg U.D.L. capacity roller bearing drawers
- 75kg U.D.L. capacity sliding shelves

CNC Options



See page 177

Door Options

Window



Roller Shutter



Please ask for details.

1050mm / 1300mm Wide x 650mm Deep x 1000mm high

Width	Shelves	Drawers	Order Ref.
1050	2	1x 125	40021201.11V
1300	2	1x 125	40022083.11V
1050	2	2x 125	40021202.11V
1300	2	2x 125	40022084.11V
1050	1	3x 125	40021203.11V
1300	1	3x 125	40022085.11V



1050 / 1300mm Wide x 650mm Deep x 2000mm High



Width	Shelves	Drawers (Qty x Front Height)	Order Ref.
1050	3	2x 125	40021169.11V
1300	3	2x 125	40022139.11V
1050	3	3x 125	40021109.11V
1300	3	3x 125	40022087.11V
1050	2	4x 125	40021108.11V
1300	2	4x 125	40022088.11V
1050	3	9x 125	40021114.11V
1300	3	9x 125	40022089.11V
1050	2	3x 125, 3x 175	40021113.11V
1300	2	3x 125, 3x 175	40022141.11V



Housing: RAL 7035 – light grey

Top, bottom and fronts: RAL 5010 – gentian blue .11, RAL 7035 – light grey .16, RAL 3004 – crimson red .24, RAL 7016 – anthracite grey .19

- cubio cabinets
- cubio mobile
- cubio dividers
- cubio cupboards
- cubio benches
- perfo
- cnc
- verso cabinets
- verso mobile
- verso cupboards
- verso benches
- facilities
- cases & seating

cubio | Cupboards Mini Workshop

Fully Equipped Cupboards

- Lockable steel doors with perfo liner panels
- 25mm multiplex shelf / worktop makes an enclosed mini workshop
- Galvanised steel shelves, 160kg U.D.L. capacity on 1300mm models, 100kg on 1050mm
- 75kg U.D.L. capacity roller bearing drawers
- perfo and louvre backpanels



Door Options


Window



Roller Shutter



Please ask for details.



15 piece hook kit



32 piece bin kit




40 piece bin kit

Item	Order Ref.
15 piece hook kit	14031411
80 piece hook kit	14031416

Item	Order Ref.
32 piece bin kit	13031070
40 piece bin kit	13021008

Perfo



See pages 144 - 149

Bins



See pages 154 - 155

Accessories



See pages 106 - 110

1050 / 1300mm Wide x 650mm Deep x 2000mm High



Width	Worktop	Shelves	Drawers	Perfo Door
				Order Ref.
1050	1	2	\	40021163.11V
1300	1	2	\	40022090.11V

Width	Worktop	Shelves	Drawers	Perfo Door
				Order Ref.
1050	1	1	2x 125	40021162.11V
1300	1	1	2x 125	40022091.11V



Width	Worktop	Shelves	Drawers	Perfo Door
				Order Ref.
1050	1	1	4x 125	40021160.11V
1300	1	1	4x 125	40022092.11V

Width	Worktop	Shelves	Drawers	Perfo Door
				Order Ref.
1050	1	\	9x 125	40021204.11V
1300	1	\	9x 125	40022093.11V

Housing:

Top, bottom and fronts:

RAL 7035 – light grey	.11	RAL 7035 – light grey	.16	.24	.19
RAL 7035 – light grey	RAL 5010 – gentian blue	RAL 7035 – light grey	RAL 3004 – crimson red	RAL 7016 – anthracite grey	

- cubio cabinets
- cubio mobile
- cubio dividers
- cubio cupboards
- cubio benches
- perfo
- cnc
- verso cabinets
- verso mobile
- verso cupboards
- verso benches
- facilities
- cases & seating

cubio | Cupboards Power & Water Supply Cupboards

Power & Water Supply Cupboards

- Lockable cupboards for use with power or air / water supply reel
- Choose cupboard size and add supply reels to suit your requirements
- Roller cable guide
- Single door models accept one reel, double door models can be equipped with two reels
- Use freestanding or as a pedestal bench support



Width (mm)	Depth (mm)	Height (mm)	Doors / Reels	Order Ref.
525	650	800	Single	45001070.11V
650	650	800	Single	45001071.11V
800	650	800	Double	45001072.11V
1050	650	800	Double	45001073.11V
525	650	900	Single	45001074.11V
650	650	900	Single	45001075.11V
800	650	900	Double	45001076.11V
1050	650	900	Double	45001077.11V



Supply Reels

- Fit into rear of cupboards
- Electric or water / compressed air versions

Type	Cable Length (M)	No. of Cores	Voltage	Amps In / Out	Order Ref.
Electricity	15	3x 1.5mm	240	3 / 10	15888505

Type	Hose Length (M)	Hose Dia.	Max Pressure (PSI)	Max Temp (C)	Order Ref.
Air / Water	8	5/16"	180	60	15888500




cubio | Cupboards Waste Bin & Vice Cupboards

Waste Bin Cupboard

- Removable aluminium waste bin
- Pull out drawer with 75kg U.D.L. capacity and 100% extension
- Hinged front flap
- Use freestanding or as a pedestal bench support

Width (mm)	Depth (mm)	Height (mm)	Order Ref.
525	650	800	45001078.11V
650	650	800	45001080.11V
525	650	900	45001079.11V
650	650	900	45001081.11V



Cabinet with Vice

- With high-quality forged steel vice
- 125 mm jaw width, maximum opening 120mm
- For pipes up to 3" in diameter
- Hardened jaw and anvil
- Height adjustment range of 240 mm
- When not in use the vice is stored behind the lockable hinged door
- Additional drawer 275 mm front height
- 400mm Wide x 650mm Deep x 900mm High

The cabinet should be mounted between 2 other cubio cabinets with an integrated worktop or fixed to the floor

Work height (mm)	Order Ref.
1150 - 1320	40017100.11V



Housing:

RAL 7035 – light grey

Top, bottom and fronts:

.11
.16
.24
.19
 RAL 5010 – gentian blue RAL 7035 – light grey RAL 3004 – crimson red RAL 7016 – anthracite grey

cubio | Cupboards Components & Accessories

Cupboard Housings

Empty housings for custom configurations. Please ask for full details if the type or size you require is not shown.

Add components and accessories to complete your cupboard.



Perfo Door

525mm Deep Empty Housings

1000mm High

Cupboard Width	Perfo Doors	Louvre Doors	Window Doors	Roller Shutter Door
	Order Ref.	Order Ref.	Order Ref.	Order Ref.
525	40010067.11V	40010068.11V	40010128.11V	/
650	40011013.11V	40011014.11V	40011056.11V	/
800	40012053.11V	40012054.11V	/	/
1050	40013013.11V	40013014.11V	40013078.11V	/
1300	40014013.11V	40014014.11V	40014067.11V	/

1200mm High

Cupboard Width	Perfo Doors	Louvre Doors	Window Doors	Roller Shutter Door
	Order Ref.	Order Ref.	Order Ref.	Order Ref.
525	40010069.11V	40010070.11V	40010129.11V	/
650	40011015.11V	40011016.11V	40011057.11V	/
800	40012055.11V	40012056.11V	/	/
1050	40013015.11V	40013016.11V	40013021.11V	40201001.11V
1300	40014015.11V	40014016.11V	40014021.11V	40201005.11V

1600mm High

Cupboard Width	Perfo Doors	Louvre Doors	Window Doors	Roller Shutter Door
	Order Ref.	Order Ref.	Order Ref.	Order Ref.
525	40010071.11V	40010072.11V	40010130.11V	/
650	40011017.11V	40011018.11V	40011058.11V	/
800	40012057.11V	40012058.11V	/	/
1050	40013017.11V	40013018.11V	40013022.11V	/
1300	40014017.11V	40014018.11V	40014022.11V	/

2000mm High

Cupboard Width	Perfo Doors	Louvre Doors	Window Doors	Roller Shutter Door
	Order Ref.	Order Ref.	Order Ref.	Order Ref.
525	40010073.11V	40010074.11V	40010131.11V	/
650	40011019.11V	40011020.11V	40011059.11V	/
800	40012059.11V	40012060.11V	/	/
1050	40013019.11V	40013020.11V	40013023.11V	40201002.11V
1300	40014019.11V	40014020.11V	40014023.11V	40201006.11V



Louvre Door



Window Door



Roller Shutter Door

650mm Deep Empty Housings

1000mm High				
Cupboard Width	Perfo Doors	Louvre Doors	Window Doors	Roller Shutter Door
	Order Ref.	Order Ref.	Order Ref.	Order Ref.
525	40018087.11V	40018088.11V	40018139.11V	/
650	40019089.11V	40019090.11V	40019164.11V	/
800	40020085.11V	40020086.11V	/	/
1050	40021061.11V	40021062.11V	40021231.11V	/
1300	40022013.11V	40022014.11V	40022140.11V	/

1200mm High				
Cupboard Width	Perfo Doors	Louvre Doors	Window Doors	Roller Shutter Door
	Order Ref.	Order Ref.	Order Ref.	Order Ref.
525	40018089.11V	40018090.11V	40018140.11V	/
650	40019091.11V	40019092.11V	40019165.11V	/
800	40020087.11V	40020088.11V	/	/
1050	40021063.11V	40021064.11V	40021069.11V	40201003.11V
1300	40022015.11V	40022016.11V	40022021.11V	40201007.11V

1600mm High				
Cupboard Width	Perfo Doors	Louvre Doors	Window Doors	Roller Shutter Door
	Order Ref.	Order Ref.	Order Ref.	Order Ref.
525	40018091.11V	40018092.11V	40018141.11V	/
650	40019093.11V	40019094.11V	40019166.11V	/
800	40020089.11V	40020090.11V	/	/
1050	40021065.11V	40021066.11V	40021070.11V	/
1300	40022017.11V	40022018.11V	40022022.11V	/

2000mm High				
Cupboard Width	Perfo Doors	Louvre Doors	Window Doors	Roller Shutter Door
	Order Ref.	Order Ref.	Order Ref.	Order Ref.
525	40018093.11V	40018094.11V	40018142.11V	/
650	40019095.11V	40019096.11V	40019167.11V	/
800	40020091.11V	40020092.11V	/	/
1050	40021067.11V	40021068.11V	40021071.11V	40201004.11V
1300	40022019.11V	40022020.11V	40022023.11V	40201008.11V

Housing:

RAL 7035 – light grey

Top, bottom and fronts:

.11
.16
.24
.19

RAL 5010 – gentian blue

RAL 7035 – light grey

RAL 3004 – crimson red

RAL 7016 – anthracite grey

cupio
cabinets

cupio
mobile

cupio
dividers

cupio
cupboards

cupio
benches

perfo

cnc

verso
cabinets

verso
mobile

verso
cupboards

verso
benches

facilities

cases &
seating

cubio | Cupboards Components & Accessories

Backpanels (for 800mm, 1050mm and 1300mm wide cupboards)

Perfo and louvre backpanels to fit to rear of 800mm, 1050mm and 1300mm wide housings.

Panels may be fitted at any height point within the housing and may be of mixed style and height.

The table below shows the panels required to provide a full height back-panel. Choose the overall height of back panel required and order the individual items. Shelves may be used in front of panels, but drawers must be used either above or below them.



400mm & 450mm perfo panels



400mm & 450mm louvre panels

Panel Height	Panels per cupboard Height				
	800	1000	1200	1600	2000
350mm	2		2	2	2
400mm			1	2	3
450mm		2			

Cupboard Width (mm)	Panel Height (mm)	Perfo	Louvre
		Order Ref.	Order Ref.
800	350	43005001.16V	43005010.16V
800	400	43005002.16V	43005011.16V
800	450	43005003.16V	43005012.16V
1050	350	43005004.16V	43005013.16V
1050	400	43005005.16V	43005014.16V
1050	450	43005006.16V	43005015.16V
1300	350	43005007.16V	43005016.16V
1300	400	43005008.16V	43005017.16V
1300	450	43005009.16V	43005018.16V

Steel Shelves



Durable, scuff resistant galvanised steel shelves.

Shelves have 160kg U.D.L.capacity on 1300mm wide models*, 100kg on all others.

Shallow shelves for 650mm deep models are 343mm deep and may be used in conjunction with louvre doors and hook on bins.

All shelves are adjustable on 25mm vertical pitch.

* 1300 x 650 shallow shelf has 100kg U.D.L.

Cupboard		Full Depth Shelf	Shallow Shelf
Width	Depth	Order Ref.	Order Ref.
525	525	42101006.51V	\
525	650	42101007.51V	42101058.51V
650	525	42101010.51V	\
650	650	42101011.51V	42101060.51V
800	525	42101014.51V	\
800	650	42101015.51V	42101062.51V
1050	525	42101018.51V	\
1050	650	42101019.51V	42101064.51V
1300	525	42101022.51V	\
1300	650	42101023.51V	42101066.51V

Drawer Kit **Sliding Shelves**



125mm or 175mm high drawers with 75kg or optional 200kg U.D.L. capacity on smooth action roller bearing slides. Adjustable on a 25mm vertical pitch. Supplied in powdercoat RAL7035 light grey finish only. A range of dividers are available, see pages 68-79.

Cupboard		125 High 75 kg	175 High 75 Kg
Width	Depth	Order Ref.	Order Ref.
525	525	40522005.16V	40522007.16V
525	650	40522029.16V	40522031.16V
650	525	40522009.16V	40522011.16V
650	650	40522033.16V	40522035.16V
800	525	40522013.16V	40522015.16V
800	650	40522037.16V	40522039.16V
1050	525	40522017.16V	40522019.16V
1050	650	40522041.16V	40522043.16V
1300	525	40522021.16V	40522023.16V
1300	650	40522045.16V	40522047.16V



Sliding shelf with 75kg or optional 200Kg U.D.L. capacity on smooth action roller bearing slides. 50mm high adjustable on 25mm vertical pitch. Supplied in powdercoat RAL7035 light grey finish only.

Cupboard		75 Kg Capacity
Width	Depth	Order Ref.
525	525	40522071.16V
525	650	40522083.16V
650	525	40522073.16V
650	650	40522085.16V
800	525	40522075.16V
800	650	40522087.16V
1050	525	40522077.16V
1050	650	40522089.16V
1300	525	40522079.16V
1300	650	40522091.16V

Cupboard		125 High 200 Kg	175 High 200 Kg
Width	Depth	Order Ref.	Order Ref.
800	650	40522038.16V	40522040.16V
1050	650	40522042.16V	40522044.16V
1300	650	40522046.16V	40522048.16V

Cupboard		200 Kg Capacity
Width	Depth	Order Ref.
800	650	40522088.16V
1050	650	40522090.16V
1300	650	40522092.16V

Perfo

See pages 144 - 149

Bins


See pages 154 - 155

Dividers

See pages 68 - 79

cubio | Cupboards Components & Accessories

Infill Base Deck



Infill galvanised steel base shelves to provide a flat surface for easy loading and unloading.

Cupboard Width	Cupboard Depth	Order Ref.
525	525	42101030.51V
525	650	42101031.51V
650	525	42101034.51V
650	650	42101035.51V
800	525	42101038.51V
800	650	42101039.51V
1050	525	42101042.51V
1050	650	42101043.51V
1300	525	42101046.51V
1300	650	42101047.51V

Multiplex Shelf / Worktop



25mm multiplex (laminated beech ply) shelf or worktop. 593mm deep for 650mm deep models. Up to 80kg U.D.L. capacity.

Cupboard Width	Order Ref.
800	41201028.08V
1050	41201029.08V
1300	41201030.08V

Hanging Rail


Suitable for all cupboard door styles, the rail position may be adjusted on a 25mm vertical pitch and horizontally on a 100mm pitch.

The hanging rail kit is supplied with 6 hooks. Standard clothes hangers may be used on the 650mm deep model.



Cupboard		Order Ref.
Width	Depth	
800	525	41010041.16V
800	650	41010042.16V
1050	525	41010045.16V
1050	650	41010046.16V
1300	525	41010049.16V
1300	650	41010050.16V

Cupboard Worktops



40mm worktop for the top of the cupboard. Available in Multiplex (laminated beech ply) or Lino (2mm grey linoleum worksurface bonded to a wooden core).

Metal top tray with 4 raised sides to prevent accidental roll off of items. Inlaid is a quality slip resistant mat. Increases height by 15mm. Supplied in RAL7035 light grey only.

Cabinet		Multiplex Worktop	Lino Worktop	Top Tray
Width	Depth	Order Ref.	Order Ref.	Order Ref.
525	525	41201005.08V	41201005.15V	42102005.16V
525	650	41201006.08V	41201006.15V	42102006.16V
650	525	41201006.08V	41201006.15V	42102006.16V
650	650	41201008.08V	41201008.15V	42102008.16V
800	525	41201011.08V	41201011.15V	42102011.16V
800	650	41201012.08V	41201012.15V	42102012.16V
1050	525	41201015.08V	41201015.15V	42102015.16V
1050	650	41201016.08V	41201016.15V	42102016.16V
1300	525	41201019.08V	41201019.15V	42102019.16V
1300	650	41201020.08V	41201020.15V	42102020.16V

- cupio cabinets
- cupio mobile
- cupio dividers
- cupio cupboards
- cupio benches
- perfo
- cnc
- verso cabinets
- verso mobile
- verso cupboards
- verso benches
- facilities
- cases & seating

cubio | Cupboards Components & Accessories


Base Plinth



Totally enclosed 50mm base plinth. Suitable for total loads of up to 1.5 tonnes. Supplied in RAL7035 light grey only.

Cabinet		Order Ref.
Width	Depth	
525	525	41430021.16V
525	650	41430022.16V
650	525	41430025.16V
650	650	41430026.16V
800	525	41430029.16V
800	650	41430030.16V
1050	525	41430033.16V
1050	650	41430034.16V
1300	525	41430037.16V
1300	650	41430038.16V

Base Plinth / Forklift Base



100mm high base plinth incorporating fork lift channels. Suitable for total loads of up to 1 tonne. Comes complete with a removable faceplate. Supplied in RAL7035 light grey only.


Cabinet		Order Ref.
Width	Depth	
525	525	41430075.16V
525	650	41430076.16V
650	525	41430004.16V
650	650	41430008.16V
800	525	41430005.16V
800	650	41430009.16V
1050	525	41430006.16V
1050	650	41430010.16V
1300	525	41430007.16V
1300	650	41430011.16V



cubio | Cupboards Shelving

Shelving

- Rapid assembly shelving
- Galvanised steel shelves, adjustable on a 100mm pitch
- 75 kg U.D.L. capacity per shelf
- Drop in base deck
- Matches cubio cupboard dimensions



800mm Wide x 525mm Deep

Height	Shelves	Order Ref.
1000	2	46001001.11V
2000	4	46001002.11V
Extra Shelf		46002001.51V

1050mm Wide x 525mm Deep

Height	Shelves	Order Ref.
1000	2	46001003.11V
2000	4	46001004.11V
Extra Shelf		46002002.51V

800mm Wide x 650mm Deep

Height	Shelves	Order Ref.
1000	2	46001005.11V
2000	4	46001006.11V
Extra Shelf		46002003.51V

1050mm Wide x 650mm Deep

Height	Shelves	Order Ref.
1000	2	46001007.11V
2000	4	46001008.11V
Extra Shelf		46002004.51V

Housing:

RAL 7035 – light grey

Top, bottom and fronts:

RAL 5010 – gentian blue

RAL 7035 – light grey

RAL 3004 – crimson red

RAL 7016 – anthracite grey

- cubio cabinets
- cubio mobile
- cubio dividers
- cubio cupboards
- cubio benches
- perfo
- cnc
- verso cabinets
- verso mobile
- verso cupboards
- verso benches
- facilities
- cases & seating

cubio benches



Heavy duty construction | Up to 1200kg U.D.L. total capacity |
40mm Worktops

Workbench Features & Benefits

All the details that make bott cubio benches the finest range available.

Page 114

Framework Benches

Built with a robust, rigid frame and available with a choice of storage units. Up to 800kg load capacity. Static and mobile options.

Page 116

Pedestal Benches

Using freestanding bott cubio cabinets and pedestal legs to provide a robust high capacity bench. Up to 1200kg load capacity.

Page 122

Storage Benches

Incorporating the storage units into the bench frame provides a strong, attractively priced unit with a wealth of storage options. Up to 800kg load capacity. Static and mobile versions available.

Page 124

Bench Accessories

Rear panel systems for use with the bott bench range.

Page 130

Bench Components

Individual bench items for custom configurations and the full range of worktop styles and shapes.

Page 133

Stepless Height Adjustable benches

Framework benches with a hydraulic height adjust mechanism with manual or electronic activation.

Page 135

cubio
cabinets

cubio
mobile

cubio
dividers

cubio
cupboards

cubio
benches

perfo

cnc

verso
cabinets

verso
mobile


verso
cupboards

verso
benches

facilities

cases &
seating

cubio | Benches Features & Benefits





Heavy Duty

Featuring Up to 1200 kg U.D.L total capacity and robust, heavy duty construction throughout bott cubio benches are truly 'Built To Last'

40mm Worktop

Heavy Duty 40mm worktops are used across the range. Choose from Multiplex or Beech hardwood, steel clad, lino faced or ESD laminate. Corner, 'T', jointing and special length options are available for truly custom installations.

Heavy Duty Drawers

The bott cubio benches utilise the bott cubio cabinets so the same robust build quality, high capacity and divider options apply.

Mobile, Static, Adjustable

Many bott cubio range benches are available in both fixed height and adjustable height variants. The workstand, framework and storage style benches are available in a mobile format too.

Perfo Storage Panels

Perfo and louvre storage panels are available for mounting to the bench endframes and at the rear of the worktop as a back panel. Ideal for giving immediate access to tools and components.

Overhead & Service Ducts

Rear and overhead frame systems for the framework and storage bench models include panels, shelves, electrical ducts and lights. Worktop mounted service duct distribution centres are available for use with electric, pneumatic and custom fittings.

cubio cabinets

cubio mobile

cubio dividers

cubio cupboards

cubio benches

perfo

cnc

verso cabinets

verso mobile

verso cupboards

verso benches


facilities

cases & seating

cubio | **Benches** Framework Benches

Framework Benches

- Heavy duty, braced framework
- Up to 800kg U.D.L. capacity
- Fixed or adjustable working height
- Mobile models have 125mm diameter castors and 300kg U.D.L. capacity



Multiplex (mpx)

40mm, resin bonded, layered beech ply. A tough worktop suitable for most applications.

Lino

40mm overall with a 38mm particle board core and a 2mm linoleum surface with a durable plastic edgebanding. An easy clean, general duty top ideal for office, assembly and storage areas.



Dividers



See page 69



750mm Wide x 750mm Deep



A



B



C

The cabinets are from the 525mm wide x 650mm deep range. For divider options please see page 69

Model	Height	Cabinet W x D x H	Drawers	Mpx worktop	Lino worktop
				Order Ref.	Order Ref.
A	840	\	\	41003010.16V	41003012.16V
B	840	525 x 650 x 250	1x 150	41003521.11V	41003523.11V
C	840	525 x 650 x 400	3x 100	41003524.11V	41003526.11V
	740 - 1140	\	\	41003046.16V	41003048.16V
	740 - 1140	525 x 650 x 250	1x 150	41003530.11V	41003532.11V
	740 - 1140	525 x 650 x 400	3x 100	41003533.11V	41003535.11V
Optional base shelf				41201048.16V	41201048.16V

Mobile 750mm wide x 750mm Deep



D



E



F

The cabinets are from the 525mm wide x 650mm deep range. For divider options please see page 69

Model	Height	Cabinet W x D x H	Drawers	Mpx worktop	Lino worktop
				Order Ref.	Order Ref.
D	840 - 1140	\	\	41003265.16V	41003267.16V
E	840 - 1140	525 x 650 x 250	1x 150	41003271.11V	41003273.11V
F	840 - 1140	525 x 650 x 400	3x 100	41003527.11V	41003529.11V
Optional base shelf				41201048.16V	41201048.16V

Housing:

Top, bottom and fronts:

RAL 7035 – light grey	.11	.16	.24	.19
RAL 7035 – light grey	RAL 5010 – gentian blue	RAL 7035 – light grey	RAL 3004 – crimson red	RAL 7016 – anthracite grey

- cubio cabinets
- cubio mobile
- cubio dividers
- cubio cupboards
- cubio benches
- perfo
- cnc
- verso cabinets
- verso mobile
- verso cupboards
- verso benches
- facilities
- cases & seating

cubio | Benches Framework Benches

Basic Bench



Mobile Bench



840mm High

Length	Depth	Mpx worktop	Lino worktop
		Order Ref.	Order Ref.
1500	750	41003082.16V	41003084.16V
1500	900	41004001.16V	41004021.16V
2000	750	41003178.16V	41003180.16V
2000	900	41004003.16V	41004023.16V

740 - 1140mm Adjustable Height

Length	Depth	Mpx worktop	Lino worktop
		Order Ref.	Order Ref.
1500	750	41003118.16V	41003120.16V
1500	900	41004125.16V	41004126.16V
2000	750	41003214.16V	41003216.16V
2000	900	41004127.16V	41004128.16V

840 - 1140mm Adjustable Height

Length	Depth	Mpx worktop	Lino worktop
		Order Ref.	Order Ref.
1500	750	41003283.16V	41003285.16V
1500	900	41004141.16V	41004142.16V
2000	750	41003292.16V	41003294.16V
2000	900	41004143.16V	41004144.16V



Models available complete with cabinets see bottltd.co.uk/Cubio-Pre-Kitted for full details and pricing

All framework benches may be fitted with storage cabinets. See pages 120-121 for details.

Bench with Half Depth Shelf **Bench with Full Depth Shelf**



840mm High

Length	Depth	Mpx worktop	Lino worktop
		Order Ref.	Order Ref.
1500	750	41003085.16V	41003087.16V
1500	900	41004017.16V	41004037.16V
2000	750	41003181.16V	41003183.16V
2000	900	41004019.16V	41004039.16V

840mm High

Length	Depth	Mpx worktop	Lino worktop
		Order Ref.	Order Ref.
1500	750	41003503.16V	41003504.16V
1500	900	41004133.16V	41004134.16V
2000	750	41003505.16V	41003506.16V
2000	900	41004135.16V	41004136.16V

740 - 1140mm Adjustable Height

Length	Depth	Mpx worktop	Lino worktop
		Order Ref.	Order Ref.
1500	750	41003121.16V	41003123.16V
1500	900	41004129.16V	41004130.16V
2000	750	41003217.16V	41003219.16V
2000	900	41004131.16V	41004132.16V

740 - 1140mm Adjustable Height

Length	Depth	Mpx worktop	Lino worktop
		Order Ref.	Order Ref.
1500	750	41003507.16V	41003508.16V
1500	900	41004137.16V	41004138.16V
2000	750	41003509.16V	41003510.16V
2000	900	41004139.16V	41004140.16V



Housing: RAL 7035 – light grey

Top, bottom and fronts: .11 .16 .24 .19
 RAL 5010 – gentian blue RAL 7035 – light grey RAL 3004 – crimson red RAL 7016 – anthracite grey

- cubio cabinets
- cubio mobile
- cubio dividers
- cubio cupboards
- cubio benches
- perfo
- cnc
- verso cabinets
- verso mobile
- verso cupboards
- verso benches
- facilities
- cases & seating

cubio | Benches Suspended Cabinets

Suspended Cabinets for Framework Benches


On 1500mm and 2000mm wide benches 525mm, 650mm or 800mm wide cabinets may be used.

Maximum height of cabinets is 600mm for static and 400mm for mobile benches. 750mm deep benches may use either the 525mm deep or 650mm deep cabinets

900mm deep benches may use either the 650mm deep or 750mm deep cabinets.

To fix a cabinet to a framework bench a set of suspension channels are required. Choose the correct bench depth, the channels will fit both 650 and 750mm deep cabinets.

Suspension Channels



To Suit	Order Ref.
750 bench	41010026.16V
900 bench	41010093.16V



2000mm wide x 900mm deep lino worktop bench.
Shown with a 650mm wide x 650mm deep x 400mm high cabinet.

650mm Wide x 250mm / 400mm High Cabinets - For all framework benches



A



B



C

Model	Drawers (Qty x Front Height mm) / Cupboard (Height mm)	650mm Deep	750mm Deep
		Order Ref.	Order Ref.
A	1x 150	40019001.11V	40027092.11V
B	2x 150	40019005.11V	40027108.11V
C	3x 100	40019009.11V	40027096.11V

650mm Wide x 600mm High Cabinets - For static framework benches only



D



E



F

Model	Drawers (Qty x Front Height mm) / Cupboard (Height mm)	650mm Deep	750mm Deep
		Order Ref.	Order Ref.
D	500 door	40019118.11V	40027098.11V
E	2x 75, 1x 150, 1x 200	40019015.11V	40027100.11V
F	2x 75, 2x 100, 1x 150	40019152.11V	40027102.11V

Models available complete with cabinets see bottltd.co.uk/Cubio-Pre-Kitted for full details and pricing

Housing:

RAL 7035 – light grey

Top, bottom and fronts:

.11 RAL 5010 – gentian blue

.16 RAL 7035 – light grey

.24 RAL 3004 – crimson red

.19 RAL 7016 – anthracite grey

- cupbio cabinets
- cupbio mobile
- cupbio dividers
- cupbio cupboards
- cupbio benches
- perfo
- cnc
- verso cabinets
- verso mobile
- verso cupboards
- verso benches
- facilities
- cases & seating

cubio | Benches Pedestal Benches

Pedestal Benches

- Heavy duty cabinets and support legs
- Up to 1200kg U.D.L. capacity



Multiplex (mpx)

40mm, resin bonded, layered beech ply.
A tough worktop suitable for most applications.

Lino

40mm overall with a 38mm particle board core and a 2mm linoleum surface with a durable plastic edgebanding.
An easy clean, general duty top Ideal for office, assembly and storage areas.



Dividers



See pages
71 & 72



840mm High Benches



5 drawer cabinet with 2x 100, 2x 150, 1x 200mm drawers. 650mm wide x 800mm high. 750mm deep benches feature a 650mm deep cabinet, 900mm deep benches use a 750mm deep model

Length	Depth	Mpx worktop	Lino worktop
		Order Ref.	Order Ref.
1500	750	41003133.11V	41003135.11V
2000	750	41003229.11V	41003231.11V
1500	900	41004109.11V	41004110.11V
2000	900	41004111.11V	41004112.11V



6 drawer cabinet with 2x 75, 2x 100, 1x 150, 1x 200mm drawers. 650mm wide x 800mm high. 750mm deep benches feature a 650mm deep cabinet, 900mm deep benches use a 750mm deep model

Length	Depth	Mpx worktop	Lino worktop
		Order Ref.	Order Ref.
1500	750	41003139.11V	41003141.11V
2000	750	41003235.11V	41003237.11V
1500	900	41004113.11V	41004114.11V
2000	900	41004115.11V	41004116.11V

940mm High Benches



6 drawer cabinet with 3x 100, 2x 150, 1x 200mm drawers. 650mm wide x 900mm high. 750mm deep benches feature a 650mm deep cabinet, 900mm deep benches use a 750mm deep model

Length	Depth	Mpx worktop	Lino worktop
		Order Ref.	Order Ref.
1500	750	41003492.11V	41003493.11V
2000	750	41003494.11V	41003495.11V
1500	900	41004117.11V	41004118.11V
2000	900	41004119.11V	41004120.11V



7 drawer cabinet with 5x 100, 2x 150mm drawers. 650mm wide x 900mm high. 750mm deep benches feature a 650mm deep cabinet, 900mm deep benches use a 750mm deep model

Length	Depth	Mpx worktop	Lino worktop
		Order Ref.	Order Ref.
1500	750	41003496.11V	41003497.11V
2000	750	41004121.11V	41004122.11V
1500	900	41003498.11V	41003499.11V
2000	900	41004123.11V	41004124.11V

Housing:

RAL 7035 – light grey


Top, bottom and fronts:

.11
.16
.24
.19
 RAL 5010 – gentian blue RAL 7035 – light grey RAL 3004 – crimson red RAL 7016 – anthracite grey

cubio | Benches Storage Benches

Storage Benches

- Storage framework design allows easy cleaning beneath
- Half depth shelf models give knee space for seated work
- Up to 800kg U.D.L. capacity
- Integral cabinets with full extension 75kg U.D.L. capacity drawers
- Mobile models have 125mm castors and 300kg U.D.L. capacity



Multiplex (mpx)

40mm, resin bonded, layered beech ply. A tough worktop suitable for most applications.

Lino

40mm overall with a 38mm particle board core and a 2mm linoleum surface with a durable plastic edgebanding. An easy clean, general duty top Ideal for office, assembly and storage areas.

Adjustable Height Leg Kit



Adjustable height leg set for use with all static storage benches.

Mounts to existing frame with supplied fixings offering height options in 25mm increments from 800 - 900mm or 900 - 1000mm.

Adjustable Leg Kit	
Height (mm)	Order Ref.
840 - 940	41010003.16V
940 - 1040	41010004.16V



Dividers

See page 71 & 79

All models use the 650 x 650 cabinet dividers except 41002169 / 41002170 which use the 1300 x 650 cabinet dividers



750mm Wide x 750mm Deep x 840mm High



Model	Drawers / Cupboards	Mpx worktop	Lino worktop
		Order Ref.	Order Ref.
A	500 cupboard with adjustable shelf	41002004.11V	41002006.11V
B	1x 150 drawer, 1x 350 H cupboard	41002007.11V	41002009.11V
C	2x 150, 1x 200 drawers	41002010.11V	41002012.11V

1500mm Wide x 750mm Deep x 840mm High



Model	Drawers / Cupboards	Mpx worktop	Lino worktop
		Order Ref.	Order Ref.
D	500 cupboard with adjustable shelf, open section with 1/2 depth base shelf	41002034.11V	41002036.11V
E	1x 150 drawer, 1x 350 cupboard, open section with 1/2 depth base shelf	41002037.11V	41002039.11V
F	2x 150, 1x 200 drawers, open section with 1/2 depth base shelf	41002040.11V	41002042.11V

Housing:

RAL 7035 – light grey

Top, bottom and fronts:

.11
.16
.24
.19
 RAL 5010 – gentian blue RAL 7035 – light grey RAL 3004 – crimson red RAL 7016 – anthracite grey

- cupio cabinets
- cupio mobile
- cupio dividers
- cupio cupboards
- cupio benches
- perfo
- cnc
- verso cabinets
- verso mobile
- verso cupboards
- verso benches
- facilities
- cases & seating

cubio | Benches Storage Benches

1500mm Wide x 750mm Deep x 840mm High



G



H



I



J



K



L



M

Model	Drawers / Cupboards	Mpx worktop	Lino worktop
		Order Ref.	Order Ref.
G	500 cupboard with adjustable shelf, open section with adjustable shelf	41002019.11V	41002021.11V
H	2x 150, 1x 200 drawers, open section with adjustable shelf	41002166.11V	41002167.11V
I	2x 500 cupboards each with adjustable shelves	41002022.11V	41002024.11V
J	2x 150 drawers, 2x 350 cupboards	41002028.11V	41002030.11V
K	2x 150, 1x 200 drawers, 500 cupboard with adjustable shelf	41002025.11V	41002027.11V
L	4x 150, 2x 200 drawers	41002031.11V	41002033.11V
M	2x 150, 1x 200 full width drawers	41002169.11V	41002170.11V

2000mm Wide x 750mm Deep x 840mm High



N



O



P



Q



R



S



T



U

Model	Drawers / Cupboards	Mpx worktop	Lino worktop
		Order Ref.	Order Ref.
N	2x 500 cupboards each with adjustable shelf, open section with shelf	41002049.11V	41002051.11V
O	2x 150 drawers, 2x 350 cupboards, open section with adjustable shelf	41002052.11V	41002054.11V
P	2x 150, 1x 200 drawers, 1x 500 cupboard, open section with 1/2 depth base shelf	41002070.11V	41002072.11V
Q	3x 150, 1x 200 drawers, 1x 350 cupboard, open section with adjustable shelf	41002058.11V	41002060.11V
R	2x 150, 2x 350 cupboards, open section with 1/2 depth base shelf	41002067.11V	41002069.11V
S	4x 150, 2x 200 drawers, open section with 1/2 depth base shelf	41002073.11V	41002075.11V
T	2x 500 cupboards each with adjustable shelf, 2x 150, 1x 200 drawers	41002055.11V	41002057.11V
U	4x 150, 1x 200 drawers, 2x 350 cupboard	41002064.11V	41002066.11V

Housing:

RAL 7035 – light grey

Top, bottom and fronts:

.11
.16
.24
.19
 RAL 5010 – gentian blue RAL 7035 – light grey RAL 3004 – crimson red RAL 7016 – anthracite grey

- cubio cabinets
- cubio mobile
- cubio dividers
- cubio cupboards
- cubio benches
- perfo
- cnc
- verso cabinets
- verso mobile
- verso cupboards
- verso benches
- facilities
- cases & seating

cubio | Benches Mobile Storage Benches

750mm Wide x 750mm Deep x 840mm High



A



B



C

Model	Drawers / Cupboards	Mpx Worktop	Lino Worktop
		Order Ref.	Order Ref.
A	500 cupboard with adjustable shelf	41002085.11V	41002087.11V
B	1x 150 drawer, 1x 350 H cupboard	41002088.11V	41002090.11V
C	2x 150, 1x 200 drawers	41002091.11V	41002093.11V

1500mm Wide x 750mm Deep x 840mm High



D



E



F



G



H



I

Model	Drawers / Cupboards	Mpx Worktop	Lino Worktop
		Order Ref.	Order Ref.
D	500 cupboard with adjustable shelf, open section with adjustable shelf	41002094.11V	41002096.11V
E	2x 150, 1x 200 drawers, open section with 1/2 depth base shelf	41002115.11V	41002117.11V
F	2x 500 cupboards each with adjustable shelves	41002097.11V	41002099.11V
G	2x 150 drawers, 2x 350 cupboards	41002103.11V	41002105.11V
H	2x 150, 1x 200 drawers, 500 cupboard with adjustable shelf	41002100.11V	41002102.11V
I	4x 150, 2x 200 drawers	41002106.11V	41002108.11V

2000mm Wide x 750mm Deep x 840mm High



J



K



L



M



N



O

Model	Drawers / Cupboards	Mpx Worktop	Lino Worktop
		Order Ref.	Order Ref.
J	2x 500 cupboards each with adjustable shelf, open section with full depth base	41002118.11V	41002120.11V
K	2x 150 drawers, 2x 350 cupboards, open section with adjustable shelf	41002121.11V	41002123.11V
L	3x 150, 1x 200 drawers, 1x 350 cupboard, open section with adjustable shelf	41002127.11V	41002129.11V
M	4x 150, 2x 200 drawers, open section with adjustable shelf	41002130.11V	41002132.11V
N	2x 150, 1x 200 drawers, 2x 500 cupboards each with adjustable shelf	41002124.11V	41002126.11V
O	4x 150, 1x 200 drawers, 2x 350 cupboards	41002133.11V	41002135.11V

Housing:

RAL 7035 – light grey

Top, bottom and fronts:


.11
.16
.24
.19
 RAL 5010 – gentian blue RAL 7035 – light grey RAL 3004 – crimson red RAL 7016 – anthracite grey

- cupio cabinets
- cupio mobile
- cupio dividers
- cupio cupboards
- cupio benches
- perfo
- cnc
- verso cabinets
- verso mobile
- verso cupboards
- verso benches
- facilities
- cases & seating

cubio | Benches Rear Frame & Accessories

Rear Framework System

- Create an ergonomic workstation
- Models available to suit framework or storage style workbenches
- Twin upright set builds a single rear section
- Triple upright set allows for two rear sections
- Additional upright can be used to further divide rear sections
- Short uprights are suitable for a 2x 240mm or a 480mm high panel and a fixed shelf
- Rear sections may be 450, 900, 1350 or 1800mm wide and can be configured in any combination up to the width of the bench
- Accessories available in 450, 900, 1350 or 1800mm widths
- Supplied in RAL7035 light grey




Item	1500 Bench	2000 Bench
	Order Ref.	Order Ref.
Twin upright set for cubio framework bench	41010150.20	41010151.20
Triple upright set for cubio framework bench	41010152.20	41010153.20
Twin upright set for cubio storage bench	41010154.20	41010155.20
Triple upright set for cubio storage bench	41010156.20	41010157.20
Additional Upright	41010162.20	41010162.20
Twin short upright set for cubio framework bench	41010234.20	41010235.20
Triple short upright set for cubio framework bench	41010236.20	41010237.20
Twin short upright set for cubio storage bench	41010238.20	41010239.20
Triple short upright set for cubio storage bench	41010240.20	41010241.20
Additional short Upright	41010246.20	41010246.20
Service duct with 4 x UK sockets and 3m cable & UK plug	11042235	11042236

Item	450mm Wide	900mm Wide	1350mm Wide	1800mm Wide
	Order Ref.	Order Ref.	Order Ref.	Order Ref.
Perfo panel 240mm high	14025340.20	14025341.20	14025342.20	14025343.20
Perfo panel 480mm high	14025344.20	14025345.20	14025346.20	14025347.20
Louvre panel 240mm high	14025360.20	14025361.20	14025362.20	14025363.20
Louvre panel 480mm high	14025364.20	14025365.20	14025366.20	14025367.20
Fixed shelf 200mm deep	41010166.20	41010167.20	41010168.20	41010169.20
Adjustable shelf 200mm deep	41010170.20	41010171.20	41010172.20	41010173.20
Adjustable shelf 350mm deep	41010174.20	41010175.20	41010176.20	41010177.20
Bin rail	41011014.20	41011015.20	41011016.20	/

Rear Framework Accessories




LED light and support frame




Power rail



Power rail shown with socket outlet strip with FR sockets & switch



Service duct



480mm high louvre panel



Adjustable shelf



Monitor bracket



Monitor bracket & arm



Swivel arm & tray

Item	Order Ref.
Socket outlet strip with 4 x U.K. sockets & on/off switch	51001128
Socket outlet strip with 6 x U.K. sockets & on/off switch	51001129
Monitor bracket (VESA 75/100)	41011086
Monitor arm & bracket (VESA 75/100)	41011087
Swivel arm & tray	41011061.20
Vertical power rail bracket	41011254.20

Choose the correct length / type power rail and then add socket outlet strips to suit your requirements.

The overhead lights are supplied with a 3m cable and U.K. plug.

Please ensure all necessary regulations are adhered to for your application.

* - Note the LED light is wider than the 900mm wide frame

Item	450mm Wide	900mm Wide	1350mm Wide	1800mm Wide
	Order Ref.	Order Ref.	Order Ref.	Order Ref.
LED light with support frame	/	41010163.20*	41010164.20	41010165.20
Top brace (for use instead of light)	41011132.20	41011104.20	41011105.20	41011193.20
Power rail	41011250.20	41011251.20	41011252.20	41011253.20

cupbio
cabinets

cupbio
mobile

cupbio
dividers

cupbio
cupboards

cupbio
benches

perfo

cnc

verso
cabinets

verso
mobile

verso
cupboards

verso
benches

facilities

cases &
seating

cubio | Benches Backpanels

Backpanels

Backpanel set utilising the reinforced horizontal panels complete with end wing plates and rear mounting channels.

For direct fitment to the worktop, suitable for any bench. Panels shown in the optional colour RAL7016 grey, standard colour is RAL5010 blue.





Combi backpanel

Type	1500 Bench	2000 Bench
	Order Ref.	Order Ref.
Perfo	07002201.11V	07002202.11V
Louvre	07002203.11V	07002204.11V
Combi	07002205.11V	07002206.11V

Hook Kits

Zinc plated, metal accessory kits for use on the perfo and combi back panels.

For more detail for the perfo range see page 151

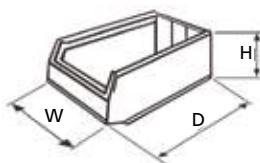


Hook Kit	To Suit	Order Ref.
11 piece	1.5m combi backpanel	14030064
15 piece	2.0m combi / 1.5m perfo backpanel	14031411
20 piece	2.0m perfo backpanel	14031412

Bin Kits

Hook on plastic bins for use on the louvre back panels.

For more detail for the bin range see page 154



Bin size (WxDxH) mm

1 - 103 x 90 x 55, 1b - 103 x 120 x 62
2 - 103 x 165 x 83



Bin Kit	No. 1 Bin	No. 1b Bin	No. 2 Bin	To Suit	Order Ref.
30 piece	6x yellow	12x red	12x blue	1.5m combi backpanel	13031106
45 piece	9x yellow	18x red	18x blue	2.0m combi backpanel	13031092
60 piece	12x yellow	24x red	24x blue	1.5m louvre backpanel	13031167
90 piece	18x yellow	36x red	36x blue	2.0m louvre backpanel	13031105

cubio | Benches Bench Components

ESD Laminate	Beech	Multiplex (Mpx)
--------------	-------	-----------------



40mm conductive particle board core with conductive laminate surface and ABS antistatic edges.

An easy clean top with high abrasion and impact resistance and excellent surface resistance to boiling water, oils, weak acids and chemicals. Leakage values in accordance with IEC 61340.



40mm solid beech.


A high load bearing worktop with good surface resistance to water, oils, acids and chemicals, suitable for most benching applications.



40mm, resin bonded, layered hardwood beech ply with cross laminated construction.

A tough general duty worktop suitable for most applications.

Phenol



40mm top with hardwood core impregnated with phenol resin and edged in hardwood.

Steel Clad



38mm particle board core with 1.2 mm galvanised steel cladding to surface, front and rear edges.

An extremely hard wearing, heavy duty surface for heavy engineering or hot components.

Lino



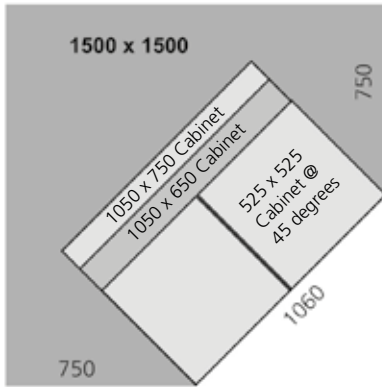
40mm overall with a 38mm particle board core and a 2mm grey linoleum surface and a durable plastic edgebanding.

An easy clean top with good surface resistance to water, oils, acids and chemicals. Ideal for office, assembly and storage areas.

Size (mm)	ESD Laminate	Beech	Multiplex	Phenol	Steel Clad	Lino
	Order Ref.	Order Ref.	Order Ref.	Order Ref.	Order Ref.	Order Ref.
750 x 750	41201031.05V	41201031.07V	41201031.08V	41201031.10V	41201031.14V	41201031.15V
1500 x 750	41201033.05V	41201033.07V	41201033.08V	41201033.10V	41201033.14V	41201033.15V
2000 x 750	41201036.05V	41201036.07V	41201036.08V	41201036.10V	41201036.14V	41201036.15V
1500 x 900	41201065.05V	41201065.07V	41201065.08V	41201065.10V	41201065.14V	41201065.15V
2000 x 900	41201066.05V	41201066.07V	41201066.08V	41201066.10V	41201066.14V	41201066.15V

cubio | Benches Bench Components


Custom Worktops



Corner and 'T' shape worktops for use in custom installations. The 750mm sections integrate with the standard worktops and the corner sections allow 1050mm wide or 525mm square cabinets to sit underneath. As well as cabinets, the worktops can be supported by the cubio endframes and support brackets.

Type	Overall Size (mm)	Mpx top	Lino top
		Order Ref.	Order Ref.
Corner	1500 x 1500 x 40	41201067.08V	41201067.15V
'T'	1507 x 1129 x 40	41201068.08V	41201068.15V

Endframes, Cross Brace Stringer Sets & Base Shelves




Robust steel endframes in fixed or adjustable height versions.

Stringer sets are available for use with 1500 and 2000mm long tops and consist of two top cross members a single base cross member and two rear corner braces. Base Shelves are used in conjunction with stringer sets

Item	Depth x Height (mm)	Order Ref.
Static Leg	650 x 800	41401001.16V
Static Leg	650 x 900	41401002.16V
Static Leg	800 x 800	41401017.16V
Adjustable Leg	650 x 700 - 1100	41401005.16V
Adjustable Leg	800 x 700 - 1100	41401006.16V
Stringer set	For all 1500mm long benches	41010020.16V
Stringer set	For all 2000mm long benches	41010022.16V
Full Depth Shelf	For 1500 x 750mm benches	41201049.16V
Full Depth Shelf	For 2000 x 750mm benches	41201055.16V
Half Depth Shelf	For 1500 x 750mm benches	41201050.16V
Half Depth Shelf	For 2000 x 750mm benches	41201056.16V

Worktop Support Brackets




Steel joining plates and wall supports for use with extended worktop runs and custom installation. Powdercoat RAL7035 grey finish.

Type	Size (mm)	Order Ref.
Wall support	500 x 75	11204025.16
Wall support	750 x 75	11204026.16
Joining plate	250 x 100	11204021.16
Joining plate	250 x 200	11204022.16
Joining plate	500 x 100	11204023.16
Joining plate	500 x 200	11204024.16

cubio | Benches Stepless Height Adjustable Benches

Stepless Height Adjustable benches

- Stepless height adjustment to rapidly achieve perfect working height
- Height range 840mm to 1140mm
- Hydraulic lift mechanism with manual hand crank or electronic activation
- Suitable for use with a 400mm or 250mm high cubio suspended cabinet
- 40mm Multiplex or lino worktop
- Maximum U.D.L capacity 200kg
- Supplied assembled



Type	Length (mm)	Depth (mm)	Worktop	Order Ref.
Manual	1500	750	Mpx	41003574.16
Manual	1500	750	Lino	41003575.16
Manual	2000	750	Mpx	41003572.16
Manual	2000	750	Lino	41003573.16
Electric	1500	750	Mpx	41003566.16
Electric	1500	750	Lino	41003567.16
Electric	2000	750	Mpx	41003564.16
Electric	2000	750	Lino	41003565.16

- cubio cabinets
- cubio mobile
- cubio dividers
- cubio cupboards
- cubio benches**
- perfo
- cnc
- verso cabinets
- verso mobile
- verso cupboards
- verso benches
- facilities
- cases & seating